

PERBANDINGAN HARGA RATA-RATA KEPOKMAS DAN BARANG POKOK PENTING / STRATEGIS
DI KABUPATEN TEMANGGUNG DAN WONOSOBO
Triwulan I Tahun 2010

No	Nama Barang	Satuan	Januari 2010			Februari 2010			Maret 2010		
			Tmg	Wnsb	Selisih	Tmg	Wnsb	Selisih	Tmg	Wnsb	Selisih
1	BERAS										
	- Cisadane II	kg	5,900	6,250	350	5,650	6,250	600	5,100	6,000	900
	- IR 64 (I)	kg	6,250	6,300	50	6,200	6,100	-100	5,850	5,750	-100
2	GULA PASIR										
	- LN	kg	10,650	10,875	225	10,150	10,300	150	9,750	9,900	150
	- DN (kw medium)	kg	10,650	10,250	-400	10,150	9,350	-800	9,750	9,200	-550
3	MINYAK GORENG										
	- Bimoli botol	1 liter	11,000	11,250	250	11,000	11,000	0	11,250	10,900	-350
	- Tanpa Merk.	kg	8,750	8,400	-350	8,500	8,150	-350	8,650	8,300	-350
4	DAGING										
	- Daging Sapi Murni	kg	61,000	65,000	4,000	61,000	64,500	3,500	61,000	64,500	3,500
	- Daging Ayam Broiler	kg	19,000	19,500	500	19,000	19,000	0	19,000	21,000	2,000
	- Kambing	kg	50,000	46,750	-3,250	50,000	40,000	-10,000	50,000	42,000	-8,000
5	TELUR AYAM RAS	kg	11,000	11,500	500	10,250	11,250	1,000	11,000	12,000	1,000
6	SUSU										
	Kental Manis (Putih)										
	- Merk Bendera	397 gr/kl	8,000	8,000	0	8,000	8,000	0	8,250	8,100	-150
	- Merk Indomilk	390 gr/kl	7,500	7,500	0	7,500	7,500	0	7,600	7,500	-100
	Susu Bubuk										
	- Merk Bendera	400 gr/kl	21,000	22,500	1,500	21,000	22,500	1,500	22,825	22,500	-325
	- Merk Dancow	400 gr/kl	27,500	26,750	-750	27,000	25,500	-1,500	27,850	25,500	-2,350
7	JAGUNG PIPILAN KERING	kg	2,750	2,550	-200	2,750	2,250	-500	2,250	2,375	125
8	GARAM BERYODIUM										
	- Halus/hancur	250 gr	400	500	100	400	500	100	400	500	100
9	TEPUNG TERIGU SEGITIGA BIRU	kg	7,350	6,800	-550	7,250	6,600	-650	7,000	6,750	-250
10	KACANG KEDELAI	kg	6,750	6,850	100	6,500	5,500	-1,000	5,200	5,250	50
11	MIE INSTANT	bungkus	1,100	1,200	100	1,150	1,200	50	1,175	1,150	-25
12	CABE MERAH BESAR										
	- Keriting	kg	17,000	15,000	-2,000	17,000	19,500	2,500	6,500	10,000	3,500
	- Biasa	kg	18,000	11,750	-6,250	17,000	12,500	-4,500	7,000	5,500	-1,500
13	BAWANG MERAH	kg	9,000	8,500	-500	9,000	9,500	500	9,250	10,500	1,250
14	BAWANG PUTIH	kg	15,000	13,500	-1,500	14,500	14,500	0	14,000	14,500	500
15	IKAN ASIN TERI	kg	23,000	28,500	5,500	18,000	28,500	10,500	17,000	27,500	10,500
16	KACANG HIJAU	kg	13,000	12,000	-1,000	13,000	12,000	-1,000	13,000	13,000	0
17	KACANG TANAH	kg	13,000	12,500	-500	13,000	12,500	-500	12,000	12,500	500
18	KETELA POHON	kg	1,150	1,000	-150	1,150	1,000	-150	1,050	1,000	-50
19	MINYAK TANAH	liter	8,000	7,500	-500	7,300	7,500	200	7,900	8,250	350

20	PUPUK										
	- Urea	kg	1,200	1,200	0	1,200	1,200	0	1,200	1,200	0
	- TSP/SP-36	kg	1,700	1,550	-150	1,700	1,550	-150	1,700	1,550	-150
	- ZA	kg	1,200	1,050	-150	1,200	1,050	-150	1,200	1,050	-150
21	SEMEN MERK										
	- Tiga Roda	50 kg/zak	51,000	52,000	1,000	51,000	52,000	1,000	51,000	52,000	1,000
	- Holcim	50 kg/zak	50,500	51,000	500	51,000	51,000	0	51,000	51,000	0
22	GABAH										
	Gabah Kering Panen	kg	3,000	2,900	-100	2,800	2,700	-100	2,500	2,500	0
	Gabah Kering Giling	kg	3,300	3,200	-100	3,100	3,000	-100	3,000	2,900	-100

File: Data Perdagangan/2010/Sie PPK/Perbandingan dengan Wonosobo

keterangan

warna selisih harga:

merah = Tmg lebih mahal daripada Wonosobo

hijau = Tmg lebih murah daripada Wonosobo

Ikan teri yang ada di Temanggung kualitas nomor 2
yang harganya lebih murah

Created with

 **nitro**^{PDF} professional

download the free trial online at nitropdf.com/professional



Created with

 **nitro**^{PDF} professional

download the free trial online at nitropdf.com/professional

PERBANDINGAN HARGA RATA-RATA KEPOKMAS DAN
BARANG POKOK PENTING / STRATEGIS
DI KABUPATEN TEMANGGUNG DAN WONOSOBO

Hari / tanggal : Senin, 4 Januari 2010

No	Nama Barang	Satuan	Harga Tanggal		Perbedaan		Ket
			Tmg	Wnsb	%	Rp.	
1	BERAS						
	- Cisadane II	kg	6,000	6,000	0	0	
	- IR 64 (I)	kg	6,500	6,200	-5	-300	
2	GULA PASIR						
	- LN	kg	10,500	10,750	2	250	
	- DN (kw medium)	kg	10,500	10,100	-4	-400	
3	MINYAK GORENG						
	- Bimoli botol	1 liter	11,000	11,500	5	500	
	- Tanpa Merk.	kg	8,500	8,800	4	300	
4	DAGING						
	- Daging Sapi Murni	kg	60,000	65,000	8	5,000	
	- Daging Ayam Broiler	kg	18,000	20,000	11	2,000	
	- Kambing	kg	50,000	47,500	-5	-2,500	
5	TELUR						
	- Telur Ayam Ras	kg	11,500	11,000	-4	-500	
	- Telur Ayam Kampung	butir	1,100	20,000	1718	18,900	
6	SUSU						
	Kental Manis (Putih)					0	
	- Merk Bendera	397 gr/kl	8,000	8,000	0	0	
	- Merk Indomilk	390 gr/kl	7,500	7,500	0	0	
	Susu Bubuk						
	- Merk Bendera	400 gr/kl	21,000	22,500	7	1,500	
	- Merk Dancow	400 gr/kl	28,000	28,000	0	0	
7	JAGUNG PIPILAN KERING	kg	2,500	2,350	-6	-150	
8	GARAM BERYODIUM						
	- Bata	1/bks	1,200	300	-75	-900	
	- Halus/hancur	250 gr	400	500	25	100	
9	TEPUNG TERIGU						
	- Segitiga Biru (kw medium)	kg	7,000	6,800	-3	-200	
10	KACANG KEDELAI						
	- Ex Impor	kg	7,000	6,100	-13	-900	
	- Lokal	kg	7,000	-	#####	#VALUE!	
11	MIE INSTANT						
	- Indomie rasa kari ayam	bungkus	1,100	1,200	9	100	
12	CABE MERAH BESAR						
	- Keriting	kg	20,000	10,000	-50	-10,000	
	- Biasa	kg	20,000	7,500	-63	-12,500	
13	BAWANG MERAH	kg	10,000	9,000	-10	-1,000	
14	BAWANG PUTIH	kg	15,000	13,000	-13	-2,000	
15	IKAN ASIN TERI	kg	20,000	30,000	50	10,000	
16	KACANG HIJAU	kg	12,000	12,000	0	0	
17	KACANG TANAH	kg	14,000	12,500	-11	-1,500	
18	KETELA POHON	kg	1,000	1,000	0	0	
19	MINYAK TANAH	liter	8,000	7,500	-6	-500	
20	PUPUK						
	- Urea	kg	1,200	1,200	0	0	
	- KCL	kg	3,000	-	#####		

	- TSP/SP-36	kg	1,700	1,550	-9	-150	
	- ZA	kg	1,200	1,050	-13	-150	
21	SEMEN MERK						
	- Tiga Roda	50 kg/zak	51,000	52,000	2	1,000	
	- Holcim	50 kg/zak	51,000	51,000	0	0	
	- Gresik	50 kg/zak	0	51,000	0	51,000	
22	GABAH						
	Gabah Kering Panen	kg	3,000	2,900	-3	-100	
	Gabah Kering Giling	kg	3,300	3,200	-3	-100	

File: Data Perdagangan/2010/Sie PPK/Perbandingan dengan Wonosobo

PERBANDINGAN HARGA RATA-RATA KEPOKMAS DAN
BARANG POKOK PENTING / STRATEGIS
DI KABUPATEN TEMANGGUNG DAN WONOSOBO

Hari / tanggal : Senin, 11 Januari 2010

No	Nama Barang	Satuan	Harga Tanggal		Perbedaan		Ket
			Tmg	Wnsb	%	Rp.	
1	BERAS						
	- Cisadane II	kg	6,000	6,400	7	400	
	- IR 64 (I)	kg	6,200	6,400	3	200	
2	GULA PASIR						
	- LN	kg	10,500	11,000	5	500	
	- DN (kw medium)	kg	10,500	10,500	0	0	
3	MINYAK GORENG						
	- Bimoli botol	1 liter	11,000	11,000	0	0	
	- Tanpa Merk.	kg	8,500	8,500	0	0	
4	DAGING						
	- Daging Sapi Murni	kg	60,000	65,000	8	5,000	
	- Daging Ayam Broiler	kg	18,000	20,000	11	2,000	
	- Kambing	kg	50,000	45,000	-10	-5,000	
5	TELUR						
	- Telur Ayam Ras	kg	11,500	11,000	-4	-500	
	- Telur Ayam Kampung	butir	1,100	20,000	1718	18,900	
6	SUSU						
	Kental Manis (Putih)					0	
	- Merk Bendera	397 gr/kl	8,000	8,000	0	0	
	- Merk Indomilk	390 gr/kl	7,500	7,500	0	0	
	Susu Bubuk						
	- Merk Bendera	400 gr/kl	21,000	22,500	7	1,500	
	- Merk Dancow	400 gr/kl	28,000	25,000	-11	-3,000	
7	JAGUNG PIPILAN KERING	kg	3,000	2,500	-17	-500	
8	GARAM BERYODIUM						
	- Bata	1/bks	1,200	300	-75	-900	
	- Halus/hancur	250 gr	400	500	25	100	
9	TEPUNG TERIGU						
	- Segitiga Biru (kw medium)	kg	7,000	6,700	-4	-300	
10	KACANG KEDELAI						
	- Ex Impor	kg	7,000	6,100	-13	-900	
	- Lokal	kg	7,000	-	#####	#VALUE!	
11	MIE INSTANT						
	- Indomie rasa kari ayam	bungkus	1,100	1,200	9	100	
12	CABE MERAH BESAR						

	- Keriting	kg	20,000	18,000	-10	-2,000	
	- Biasa	kg	22,000	13,500	-39	-8,500	
13	BAWANG MERAH	kg	9,000	9,000	0	0	
14	BAWANG PUTIH	kg	15,000	14,000	-7	-1,000	
15	IKAN ASIN TERI	kg	20,000	28,000	40	8,000	
16	KACANG HIJAU	kg	13,000	12,000	-8	-1,000	
17	KACANG TANAH	kg	14,000	12,000	-14	-2,000	
18	KETELA POHON	kg	1,300	1,000	-23	-300	
19	MINYAK TANAH	liter	8,000	7,500	-6	-500	
20	PUPUK						
	- Urea	kg	1,200	1,200	0	0	
	- KCL	kg	3,000	-	#####	#VALUE!	
	- TSP/SP-36	kg	1,700	1,550	-9	-150	
	- ZA	kg	1,200	1,050	-13	-150	
21	SEMEN MERK						
	- Tiga Roda	50 kg/zak	51,000	52,000	2	1,000	
	- Holcim	50 kg/zak	51,000	51,000	0	0	
	- Gresik	50 kg/zak	0	51,000	0	51,000	
22	GABAH						
	Gabah Kering Panen	kg	3,000	3,000	0	0	
	Gabah Kering Giling	kg	3,300	3,400	3	100	

File: Data Perdagangan/2010/Sie PPK/Perbandingan dengan Wonosobo

PERBANDINGAN HARGA RATA-RATA KEPOKMAS DAN
BARANG POKOK PENTING / STRATEGIS
DI KABUPATEN TEMANGGUNG DAN WONOSOBO

Hari / tanggal : Senin, 18 Januari 2010

No	Nama Barang	Satuan	Harga Tanggal		Perbedaan		Ket
			Tmg	Wnsb	%	Rp.	
1	BERAS						
	- Cisadane II	kg	5,800	6,500	12	700	
	- IR 64 (I)	kg	6,500	6,400	-2	-100	
2	GULA PASIR						
	- LN	kg	10,300	11,000	7	700	
	- DN (kw medium)	kg	10,300	10,000	-3	-300	
3	MINYAK GORENG						
	- Bimoli botol	1 liter	11,000	11,000	0	0	
	- Tanpa Merk.	kg	8,000	8,500	6	500	
4	DAGING						
	- Daging Sapi Murni	kg	60,000	65,000	8	5,000	
	- Daging Ayam Broiler	kg	18,000	19,000	6	1,000	
	- Kambing	kg	50,000	45,000	-10	-5,000	
5	TELUR						
	- Telur Ayam Ras	kg	11,000	12,000	9	1,000	
	- Telur Ayam Kampung	butir	1,100	20,000	1718	18,900	
6	SUSU						
	Kental Manis (Putih)					0	
	- Merk Bendera	397 gr/kl	8,000	8,000	0	0	
	- Merk Indomilk	390 gr/kl	7,500	7,500	0	0	
	Susu Bubuk						
	- Merk Bendera	400 gr/kl	21,000	22,500	7	1,500	
	- Merk Dancow	400 gr/kl	28,000	25,000	-11	-3,000	

7	JAGUNG PIPILAN KERING	kg	3,000	2,700	-10	-300	
8	GARAM BERYODIUM						
	- Bata	1/bks	1,200	300	-75	-900	
	- Halus/hancur	250 gr	400	500	25	100	
9	TEPUNG TERIGU						
	- Segitiga Biru (kw medium)	kg	7,000	6,800	-3	-200	
10	KACANG KEDELAI						
	- Ex Impor	kg	7,000	5,600	-20	-1,400	
	- Lokal	kg	7,000	-	#####	#VALUE!	
11	MIE INSTANT						
	- Indomie rasa kari ayam	bungkus	1,100	1,200	9	100	
12	CABE MERAH BESAR						
	- Keriting	kg	20,000	20,000	0	0	
	- Biasa	kg	20,000	15,000	-25	-5,000	
13	BAWANG MERAH	kg	8,000	8,000	0	0	
14	BAWANG PUTIH	kg	15,000	14,000	-7	-1,000	
15	IKAN ASIN TERI	kg	20,000	28,000	40	8,000	
16	KACANG HIJAU	kg	13,000	12,000	-8	-1,000	
17	KACANG TANAH	kg	14,000	12,000	-14	-2,000	
18	KETELA POHON	kg	1,300	1,000	-23	-300	
19	MINYAK TANAH	liter	8,000	7,500	-6	-500	
20	PUPUK						
	- Urea	kg	1,200	1,200	0	0	
	- KCL	kg	3,000	-	#####	#VALUE!	
	- TSP/SP-36	kg	1,700	1,550	-9	-150	
	- ZA	kg	1,200	1,050	-13	-150	
21	SEMEN MERK						
	- Tiga Roda	50 kg/zak	51,000	52,000	2	1,000	
	- Holcim	50 kg/zak	51,000	51,000	0	0	
	- Gresik	50 kg/zak	0	51,000	0	51,000	
22	GABAH						
	Gabah Kering Panen	kg	3,000	2,900	-3	-100	
	Gabah Kering Giling	kg	3,300	3,200	-3	-100	

File: Data Perdagangan/2010/Sie PPK/Perbandingan dengan Wonosobo

PERBANDINGAN HARGA RATA-RATA KEPOKMAS DAN
BARANG POKOK PENTING / STRATEGIS
DI KABUPATEN TEMANGGUNG DAN WONOSOBO

Hari / tanggal : Senin, 25 Januari 2010

No	Nama Barang	Satuan	Harga Tanggal		Perbedaan		Ket
			Tmg	Wnsb	%	Rp.	
1	BERAS						
	- Cisadane II	kg	6,000	6,300	5	300	
	- IR 64 (I)	kg	6,200	6,300	2	100	
2	GULA PASIR						
	- LN	kg	10,500	11,000	5	500	
	- DN (kw medium)	kg	10,500	10,000	-5	-500	
3	MINYAK GORENG						
	- Bimoli botol	1 liter	11,000	11,000	0	0	
	- Tanpa Merk.	kg	8,500	8,000	-6	-500	
4	DAGING						
	- Daging Sapi Murni	kg	60,000	65,000	8	5,000	

	- Daging Ayam Broiler	kg	18,000	20,000	11	2,000	
	- Kambing	kg	50,000	45,000	-10	-5,000	
5	TELUR						
	- Telur Ayam Ras	kg	11,500	12,000	4	500	
	- Telur Ayam Kampung	butir	1,100	20,000	1718	18,900	
6	SUSU						
	Kental Manis (Putih)					0	
	- Merk Bendera	397 gr/kl	8,000	8,000	0	0	
	- Merk Indomilk	390 gr/kl	7,500	7,500	0	0	
	Susu Bubuk						
	- Merk Bendera	400 gr/kl	21,000	22,500	7	1,500	
	- Merk Dancow	400 gr/kl	28,000	25,500	-9	-2,500	
7	JAGUNG PIPILAN KERING	kg	3,000	2,450	-18	-550	
8	GARAM BERYODIUM						
	- Bata	1/bks	1,200	300	-75	-900	
	- Halus/hancur	250 gr	400	500	25	100	
9	TEPUNG TERIGU						
	- Segitiga Biru (kw medium)	kg	7,000	6,800	-3	-200	
10	KACANG KEDELAI						
	- Ex Impor	kg	7,000	5,600	-20	-1,400	
	- Lokal	kg	7,000	-	#####	#VALUE!	
11	MIE INSTANT						
	- Indomie rasa kari ayam	bungkus	1,100	1,200	9	100	
12	CABE MERAH BESAR						
	- Keriting	kg	20,000	20,000	0	0	
	- Biasa	kg	22,000	16,000	-27	-6,000	
13	BAWANG MERAH	kg	9,000	8,000	-11	-1,000	
14	BAWANG PUTIH	kg	15,000	14,000	-7	-1,000	
15	IKAN ASIN TERI	kg	20,000	27,000	35	7,000	
16	KACANG HIJAU	kg	13,000	12,000	-8	-1,000	
17	KACANG TANAH	kg	14,000	13,000	-7	-1,000	
18	KETELA POHON	kg	1,300	1,000	-23	-300	
19	MINYAK TANAH	liter	8,000	7,500	-6	-500	
20	PUPUK						
	- Urea	kg	1,200	1,200	0	0	
	- KCL	kg	3,000	-	#####	#VALUE!	
	- TSP/SP-36	kg	1,700	1,550	-9	-150	
	- ZA	kg	1,200	1,050	-13	-150	
21	SEMEN MERK						
	- Tiga Roda	50 kg/zak	51,000	52,000	2	1,000	
	- Holcim	50 kg/zak	51,000	51,000	0	0	
	- Gresik	50 kg/zak	0	51,000	0	51,000	
22	GABAH						
	Gabah Kering Panen	kg	3,000	2,750	-8	-250	
	Gabah Kering Giling	kg	3,300	3,100	-6	-200	

File: Data Perdagangan/2010/Sie PPK/Perbandingan dengan Wonosobo

PERBANDINGAN HARGA RATA-RATA KEPOKMAS DAN
BARANG POKOK PENTING / STRATEGIS
DI KABUPATEN TEMANGGUNG DAN WONOSOBO

Hari / tanggal : Senin, 1 Februari 2010

No	Nama Barana	Satuan	Harga Tanggal	Perbedaan	..
----	-------------	--------	---------------	-----------	----

No	Nama Barang	Satuan	Tmg	Wnsb	%	Rp.	
1	BERAS						
	- Cisadane II	kg	5,800	6,400	10	600	
	- IR 64 (I)	kg	6,200	6,200	0	0	
2	GULA PASIR						
	- LN	kg	10,200	10,500	3	300	
	- DN (kw medium)	kg	10,200	9,500	-7	-700	
3	MINYAK GORENG						
	- Bimoli botol	1 liter	11,000	11,000	0	0	
	- Tanpa Merk.	kg	8,000	8,000	0	0	
4	DAGING						
	- Daging Sapi Murni	kg	60,000	64,000	7	4,000	
	- Daging Ayam Broiler	kg	18,000	18,000	0	0	
	- Kambing	kg	50,000	40,000	-20	-10,000	
5	TELUR						
	- Telur Ayam Ras	kg	11,000	12,000	9	1,000	
	- Telur Ayam Kampung	butir	1,100	20,000	1718	18,900	
6	SUSU						
	Kental Manis (Putih)					0	
	- Merk Bendera	397 gr/kl	8,000	8,000	0	0	
	- Merk Indomilk	390 gr/kl	7,500	7,500	0	0	
	Susu Bubuk						
	- Merk Bendera	400 gr/kl	21,000	22,500	7	1,500	
	- Merk Dancow	400 gr/kl	28,000	25,500	-9	-2,500	
7	JAGUNG PIPILAN KERING	kg	3,000	2,500	-17	-500	
8	GARAM BERYODIUM						
	- Bata	1/bks	1,200	300	-75	-900	
	- Halus/hancur	250 gr	400	500	25	100	
9	TEPUNG TERIGU						
	- Segitiga Biru (kw medium)	kg	7,000	6,500	-7	-500	
10	KACANG KEDELAI						
	- Ex Impor	kg	7,000	5,500	-21	-1,500	
	- Lokal	kg	7,000	-	#####	#VALUE!	
11	MIE INSTANT						
	- Indomie rasa kari ayam	bungkus	1,100	1,200	9	100	
12	CABE MERAH BESAR						
	- Keriting	kg	20,000	21,000	5	1,000	
	- Biasa	kg	20,000	16,500	-18	-3,500	
13	BAWANG MERAH	kg	8,000	7,000	-13	-1,000	
14	BAWANG PUTIH	kg	15,000	14,000	-7	-1,000	
15	IKAN ASIN TERI	kg	20,000	28,000	40	8,000	
16	KACANG HIJAU	kg	13,000	12,000	-8	-1,000	
17	KACANG TANAH	kg	14,000	12,000	-14	-2,000	
18	KETELA POHON	kg	1,300	1,000	-23	-300	
19	MINYAK TANAH	liter	7,300	7,500	3	200	
20	PUPUK						
	- Urea	kg	1,200	1,200	0	0	
	- KCL	kg	3,000	-	#####	#VALUE!	
	- TSP/SP-36	kg	1,700	1,550	-9	-150	
	- ZA	kg	1,200	1,050	-13	-150	
21	SEMEN MERK						
	- Tiga Roda	50 kg/zak	51,000	52,500	3	1,500	
	- Holcim	50 kg/zak	51,000	51,000	0	0	
	- Gresik	50 kg/zak	0	51,000	0	51 000	

22	GABAH						
	Gabah Kering Panen	kg	3,000	2,750	-8	-250	
	Gabah Kering Giling	kg	3,300	3,100	-6	-200	

File: Data Perdagangan/2010/Sie PPK/Perbandingan dengan Wonosobo

PERBANDINGAN HARGA RATA-RATA KEPOKMAS DAN
BARANG POKOK PENTING / STRATEGIS
DI KABUPATEN TEMANGGUNG DAN WONOSOBO

Hari / tanggal : Senin, 8 Februari 2010

No	Nama Barang	Satuan	Harga Tanggal		Perbedaan		Ket
			Tmg	Wnsb	%	Rp.	
1	BERAS						
	- Cisadane II	kg	5,800	6,500	12	700	
	- IR 64 (I)	kg	6,200	6,250	1	50	
2	GULA PASIR						
	- LN	kg	10,000	10,500	5	500	
	- DN (kw medium)	kg	10,000	9,500	-5	-500	
3	MINYAK GORENG						
	- Bimoli botol	1 liter	11,000	11,000	0	0	
	- Tanpa Merk.	kg	8,000	8,200	3	200	
4	DAGING						
	- Daging Sapi Murni	kg	60,000	65,000	8	5,000	
	- Daging Ayam Broiler	kg	18,000	20,000	11	2,000	
	- Kambing	kg	50,000	40,000	-20	-10,000	
5	TELUR						
	- Telur Ayam Ras	kg	10,000	10,500	5	500	
	- Telur Ayam Kampung	butir	1,100	20,000	1718	18,900	
6	SUSU						
	Kental Manis (Putih)					0	
	- Merk Bendera	397 gr/kl	8,000	8,100	1	100	
	- Merk Indomilk	390 gr/kl	7,500	7,500	0	0	
	Susu Bubuk						
	- Merk Bendera	400 gr/kl	21,000	22,500	7	1,500	
	- Merk Dancow	400 gr/kl	26,000	25,500	-2	-500	
7	JAGUNG PIPILAN KERING	kg	3,000	2,250	-25	-750	
8	GARAM BERYODIUM						
	- Bata	1/bks	1,200	300	-75	-900	
	- Halus/hancur	250 gr	400	500	25	100	
9	TEPUNG TERIGU						
	- Segitiga Biru (kw medium)	kg	7,000	6,700	-4	-300	
10	KACANG KEDELAI						
	- Ex Impor	kg	7,000	5,500	-21	-1,500	
	- Lokal	kg	7,000	-	#####	#VALUE!	
11	MIE INSTANT						
	- Indomie rasa kari ayam	bungkus	1,100	1,150	5	50	
12	CABE MERAH BESAR						
	- Keriting	kg	20,000	12,000	-40	-8,000	
	- Biasa	kg	20,000	9,000	-55	-11,000	
13	BAWANG MERAH	kg	8,000	9,000	13	1,000	
14	BAWANG PUTIH	kg	14,000	15,000	7	1,000	
15	IKAN ASIN TERI	kg	18,000	28,000	56	10,000	
16	KACANG HIJAU	kg	13,000	12,000	-8	-1,000	

17	KACANG TANAH	kg	13,000	12,500	-4	-500	
18	KETELA POHON	kg	1,300	1,000	-23	-300	
19	MINYAK TANAH	liter	7,300	7,500	3	200	
20	PUPUK						
	- Urea	kg	1,200	1,200	0	0	
	- KCL	kg	3,000	-	#####	#VALUE!	
	- TSP/SP-36	kg	1,700	1,550	-9	-150	
	- ZA	kg	1,200	1,050	-13	-150	
21	SEMEN MERK						
	- Tiga Roda	50 kg/zak	51,000	52,000	2	1,000	
	- Holcim	50 kg/zak	51,000	51,000	0	0	
	- Gresik	50 kg/zak	0	51,000	0	51,000	
22	GABAH						
	Gabah Kering Panen	kg	2,600	2,700	4	100	
	Gabah Kering Giling	kg	3,000	3,000	0	0	

File: Data Perdagangan/2010/Sie PPK/Perbandingan dengan Wonosobo

PERBANDINGAN HARGA RATA-RATA KEPOKMAS DAN
BARANG POKOK PENTING / STRATEGIS
DI KABUPATEN TEMANGGUNG DAN WONOSOBO

Hari / tanggal : Senin, 15 Februari 2010

No	Nama Barang	Satuan	Harga Tanggal		Perbedaan		Ket
			Tmg	Wnsb	%	Rp.	
1	BERAS						
	- Cisadane II	kg	5,800	6,500	12	700	
	- IR 64 (I)	kg	6,200	6,250	1	50	
2	GULA PASIR						
	- LN	kg	10,300	10,200	-1	-100	
	- DN (kw medium)	kg	10,300	9,650	-6	-650	
3	MINYAK GORENG						
	- Bimoli botol	1 liter	11,000	11,000	0	0	
	- Tanpa Merk.	kg	8,700	8,300	-5	-400	
4	DAGING						
	- Daging Sapi Murni	kg	62,000	65,000	5	3,000	
	- Daging Ayam Broiler	kg	20,000	20,000	0	0	
	- Kambing	kg	50,000	40,000	-20	-10,000	
5	TELUR						
	- Telur Ayam Ras	kg	10,500	11,000	5	500	
	- Telur Ayam Kampung	butir	1,100	19,500	1673	18,400	
6	SUSU						
	Kental Manis (Putih)					0	
	- Merk Bendera	397 gr/kl	8,000	8,100	1	100	
	- Merk Indomilk	390 gr/kl	7,500	7,500	0	0	
	Susu Bubuk						
	- Merk Bendera	400 gr/kl	21,000	22,500	7	1,500	
	- Merk Dancow	400 gr/kl	26,000	25,500	-2	-500	
7	JAGUNG PIPILAN KERING	kg	2,500	2,000	-20	-500	
8	GARAM BERYODIUM						
	- Bata	1/bks	1,200	300	-75	-900	
	- Halus/hancur	250 gr	400	500	25	100	
9	TEPUNG TERIGU						
	- Segitiga Biru (kw medium)	kg	7,000	6,700	-4	-300	

10	KACANG KEDELAI						
	- Ex Impor	kg	6,000	5,500	-8	-500	
	- Lokal	kg	6,000	-	#####	#VALUE!	
11	MIE INSTANT						
	- Indomie rasa kari ayam	bungkus	1,200	1,150	-4	-50	
12	CABE MERAH BESAR						
	- Keriting	kg	15,000	12,000	-20	-3,000	
	- Biasa	kg	15,000	8,500	-43	-6,500	
13	BAWANG MERAH	kg	10,000	12,000	20	2,000	
14	BAWANG PUTIH	kg	14,000	15,000	7	1,000	
15	IKAN ASIN TERI	kg	18,000	29,000	61	11,000	
16	KACANG HIJAU	kg	13,000	12,000	-8	-1,000	
17	KACANG TANAH	kg	13,000	12,500	-4	-500	
18	KETELA POHON	kg	1,000	1,000	0	0	
19	MINYAK TANAH	liter	7,300	7,500	3	200	
20	PUPUK						
	- Urea	kg	1,200	1,200	0	0	
	- KCL	kg	3,000	-	#####	#VALUE!	
	- TSP/SP-36	kg	1,700	1,550	-9	-150	
	- ZA	kg	1,200	1,050	-13	-150	
21	SEMEN MERK						
	- Tiga Roda	50 kg/zak	51,000	52,000	2	1,000	
	- Holcim	50 kg/zak	51,000	51,000	0	0	
	- Gresik	50 kg/zak	0	51,000	0	51,000	
22	GABAH						
	Gabah Kering Panen	kg	2,800	2,700	-4	-100	
	Gabah Kering Giling	kg	3,200	3,000	-6	-200	

File: Data Perdagangan/2010/Sie PPK/Perbandingan dengan Wonosobo

PERBANDINGAN HARGA RATA-RATA KEPOKMAS DAN
BARANG POKOK PENTING / STRATEGIS
DI KABUPATEN TEMANGGUNG DAN WONOSOBO

Hari / tanggal : Senin, 22 Februari 2010

No	Nama Barang	Satuan	Harga Tanggal		Perbedaan		Ket
			Tmg	Wnsb	%	Rp.	
1	BERAS						
	- Cisadane II	kg	5,500	6,000	9	500	
	- IR 64 (I)	kg	6,200	5,900	-5	-300	
2	GULA PASIR						
	- LN	kg	10,200	9,900	-3	-300	
	- DN (kw medium)	kg	10,200	9,000	-12	-1,200	
3	MINYAK GORENG						
	- Bimoli botol	1 liter	11,000	11,000	0	0	
	- Tanpa Merk.	kg	9,000	8,300	-8	-700	
4	DAGING						
	- Daging Sapi Murni	kg	62,000	65,000	5	3,000	
	- Daging Ayam Broiler	kg	20,000	20,000	0	0	
	- Kambing	kg	50,000	40,000	-20	-10,000	
5	TELUR						
	- Telur Ayam Ras	kg	10,500	11,500	10	1,000	
	- Telur Ayam Kampung	butir	1,100	19,500	1673	18,400	
6	SUSU						

	Kental Manis (Putih)					0	
	- Merk Bendera	397 gr/kl	8,000	8,100	1	100	
	- Merk Indomilk	390 gr/kl	7,500	7,500	0	0	
	Susu Bubuk						
	- Merk Bendera	400 gr/kl	21,000	22,500	7	1,500	
	- Merk Dancow	400 gr/kl	26,000	25,500	-2	-500	
7	JAGUNG PIPILAN KERING	kg	2,500	2,000	-20	-500	
8	GARAM BERYODIUM						
	- Bata	1/bks	1,200	300	-75	-900	
	- Halus/hancur	250 gr	400	500	25	100	
9	TEPUNG TERIGU						
	- Segitiga Biru (kw medium)	kg	7,500	6,700	-11	-800	
10	KACANG KEDELAI						
	- Ex Impor	kg	6,000	5,400	-10	-600	
	- Lokal	kg	6,000	-	#####	#VALUE!	
11	MIE INSTANT						
	- Indomie rasa kari ayam	bungkus	1,200	1,150	-4	-50	
12	CABE MERAH BESAR						
	- Keriting	kg	14,000	15,000	7	1,000	
	- Biasa	kg	14,000	10,000	-29	-4,000	
13	BAWANG MERAH	kg	10,000	12,000	20	2,000	
14	BAWANG PUTIH	kg	14,000	15,000	7	1,000	
15	IKAN ASIN TERI	kg	18,000	29,000	61	11,000	
16	KACANG HIJAU	kg	13,000	12,000	-8	-1,000	
17	KACANG TANAH	kg	13,000	12,500	-4	-500	
18	KETELA POHON	kg	1,000	1,000	0	0	
19	MINYAK TANAH	liter	7,300	8,000	10	700	
20	PUPUK						
	- Urea	kg	1,200	1,200	0	0	
	- KCL	kg	3,000	-	#####	#VALUE!	
	- TSP/SP-36	kg	1,700	1,550	-9	-150	
	- ZA	kg	1,200	1,050	-13	-150	
21	SEMEN MERK						
	- Tiga Roda	50 kg/zak	51,000	52,000	2	1,000	
	- Holcim	50 kg/zak	51,000	51,000	0	0	
	- Gresik	50 kg/zak	0	51,000	0	51,000	
22	GABAH						
	Gabah Kering Panen	kg	2,600	2,550	-2	-50	
	Gabah Kering Giling	kg	3,000	2,900	-3	-100	

File: Data Perdagangan/2010/Sie PPK/Perbandingan dengan Wonosobo

PERBANDINGAN HARGA RATA-RATA KEPOKMAS DAN
BARANG POKOK PENTING / STRATEGIS
DI KABUPATEN TEMANGGUNG DAN WONOSOBO

Hari / tanggal : Senin, 1 Maret 2010

No	Nama Barang	Satuan	Harga Tanggal		Perbedaan		Ket
			Tmg	Wnsb	%	Rp.	
1	BERAS						
	- Cisadane II	kg	5,500	6,000	9	500	
	- IR 64 (I)	kg	6,200	5,700	-8	-500	
2	GULA PASIR						
	- LN	kg	10,000	10,100	1	100	

	- DN (kw medium)	kg	10,000	9,400	-6	-600
3	MINYAK GORENG					
	- Bimoli botol	1 liter	11,000	11,000	0	0
	- Tanpa Merk.	kg	8,800	8,400	-5	-400
4	DAGING					
	- Daging Sapi Murni	kg	62,000	64,000	3	2,000
	- Daging Ayam Broiler	kg	20,000	20,000	0	0
	- Kambing	kg	50,000	42,000	-16	-8,000
5	TELUR					
	- Telur Ayam Ras	kg	10,500	12,000	14	1,500
	- Telur Ayam Kampung	butir	1,100	20,000	1718	18,900
6	SUSU					
	Kental Manis (Putih)					0
	- Merk Bendera	397 gr/kl	8,000	8,100	1	100
	- Merk Indomilk	390 gr/kl	7,500	7,500	0	0
	Susu Bubuk					
	- Merk Bendera	400 gr/kl	21,000	22,500	7	1,500
	- Merk Dancow	400 gr/kl	26,000	25,500	-2	-500
7	JAGUNG PIPILAN KERING	kg	2,500	2,250	-10	-250
8	GARAM BERYODIUM					
	- Bata	1/bks	1,200	300	-75	-900
	- Halus/hancur	250 gr	400	500	25	100
9	TEPUNG TERIGU					
	- Segitiga Biru (kw medium)	kg	7,000	6,700	-4	-300
10	KACANG KEDELAI					
	- Ex Impor	kg	5,300	5,400	2	100
	- Lokal	kg	5,650	-	#####	#VALUE!
11	MIE INSTANT					
	- Indomie rasa kari ayam	bungkus	1,200	1,150	-4	-50
12	CABE MERAH BESAR					
	- Keriting	kg	10,000	10,000	0	0
	- Biasa	kg	10,000	7,000	-30	-3,000
13	BAWANG MERAH	kg	10,000	10,000	0	0
14	BAWANG PUTIH	kg	14,000	13,000	-7	-1,000
15	IKAN ASIN TERI	kg	18,000	30,000	67	12,000
16	KACANG HIJAU	kg	12,000	12,000	0	0
17	KACANG TANAH	kg	12,000	12,500	4	500
18	KETELA POHON	kg	1,000	1,000	0	0
19	MINYAK TANAH	liter	7,300	8,000	10	700
20	PUPUK					
	- Urea	kg	1,200	1,200	0	0
	- KCL	kg	3,000	-	#####	#VALUE!
	- TSP/SP-36	kg	1,700	1,550	-9	-150
	- ZA	kg	1,200	1,050	-13	-150
21	SEMEN MERK					
	- Tiga Roda	50 kg/zak	51,000	52,500	3	1,500
	- Holcim	50 kg/zak	51,000	51,000	0	0
	- Gresik	50 kg/zak	0	51,000	0	51,000
22	GABAH					
	Gabah Kering Panen	kg	2,600	2,500	-4	-100
	Gabah Kering Giling	kg	3,000	2,900	-3	-100

File: Data Perdagangan/2010/Sie PPK/Perbandingan dengan Wonosobo

PERBANDINGAN HARGA RATA-RATA KEPOKMAS DAN

BARANG POKOK PENTING / STRATEGIS
DI KABUPATEN TEMANGGUNG DAN WONOSOBO

Hari / tanggal : Senin, 8 Maret 2010

No	Nama Barang	Satuan	Harga Tanggal		Perbedaan		Ket
			Tmg	Wnsb	%	Rp.	
1	BERAS						
	- Cisadane II	kg	5,500	6,000	9	500	
	- IR 64 (I)	kg	6,000	6,000	0	0	
2	GULA PASIR						
	- LN	kg	10,000	10,100	1	100	
	- DN (kw medium)	kg	10,000	9,400	-6	-600	
3	MINYAK GORENG						
	- Bimoli botol	1 liter	11,000	11,000	0	0	
	- Tanpa Merk.	kg	8,700	8,400	-3	-300	
4	DAGING						
	- Daging Sapi Murni	kg	60,000	65,000	8	5,000	
	- Daging Ayam Broiler	kg	19,000	22,000	16	3,000	
	- Kambing	kg	50,000	42,000	-16	-8,000	
5	TELUR						
	- Telur Ayam Ras	kg	11,500	12,000	4	500	
	- Telur Ayam Kampung	butir	1,100	20,000	1718	18,900	
6	SUSU						
	Kental Manis (Putih)					0	
	- Merk Bendera	397 gr/kl	8,000	8,100	1	100	
	- Merk Indomilk	390 gr/kl	7,700	7,500	-3	-200	
	Susu Bubuk						
	- Merk Bendera	400 gr/kl	21,000	22,500	7	1,500	
	- Merk Dancow	400 gr/kl	26,000	25,500	-2	-500	
7	JAGUNG PIPILAN KERING	kg	2,200	2,500	14	300	
8	GARAM BERYODIUM						
	- Bata	1/bks	1,200	300	-75	-900	
	- Halus/hancur	250 gr	400	500	25	100	
9	TEPUNG TERIGU						
	- Segitiga Biru (kw medium)	kg	6,700	6,700	0	0	
10	KACANG KEDELAI						
	- Ex Impor	kg	5,400	5,400	0	0	
	- Lokal	kg	5,500	-	#####	#VALUE!	
11	MIE INSTANT						
	- Indomie rasa kari ayam	bungkus	1,150	1,150	0	0	
12	CABE MERAH BESAR						
	- Keriting	kg	3,500	8,000	129	4,500	
	- Biasa	kg	4,000	6,000	50	2,000	
13	BAWANG MERAH	kg	8,000	10,000	25	2,000	
14	BAWANG PUTIH	kg	14,000	13,000	-7	-1,000	
15	IKAN ASIN TERI	kg	20,000	30,000	50	10,000	
16	KACANG HIJAU	kg	13,000	14,000	8	1,000	
17	KACANG TANAH	kg	12,000	12,500	4	500	
18	KETELA POHON	kg	1,100	1,000	-9	-100	
19	MINYAK TANAH	liter	7,300	8,000	10	700	
20	PUPUK						
	- Urea	kg	1,200	1,200	0	0	
	- KCL	kg	3,000	-	#####	#VALUE!	

	- TSP/SP-36	kg	1,700	1,550	-9	-150	
	- ZA	kg	1,200	1,050	-13	-150	
21	SEMEN MERK						
	- Tiga Roda	50 kg/zak	52,000	52,500	1	500	
	- Holcim	50 kg/zak	52,000	51,000	-2	-1,000	
	- Gresik	50 kg/zak	0	51,000	0	51,000	
22	GABAH						
	Gabah Kering Panen	kg	2,300	2,500	9	200	
	Gabah Kering Giling	kg	2,900	2,900	0	0	

File: Data Perdagangan/2010/Sie PPK/Perbandingan dengan Wonosobo

PERBANDINGAN HARGA RATA-RATA KEPOKMAS DAN
BARANG POKOK PENTING / STRATEGIS
DI KABUPATEN TEMANGGUNG DAN WONOSOBO

Hari / tanggal : Senin, 15 Maret 2010

No	Nama Barang	Satuan	Harga Tanggal		Perbedaan		Ket
			Tmg	Wnsb	%	Rp.	
1	BERAS						
	- Cisadane II	kg	5,500	6,000	9	500	
	- IR 64 (I)	kg	6,000	6,000	0	0	
2	GULA PASIR						
	- LN	kg	9,500	9,900	4	400	
	- DN (kw medium)	kg	9,500	9,200	-3	-300	
3	MINYAK GORENG						
	- Bimoli botol	1 liter	11,000	10,800	-2	-200	
	- Tanpa Merk.	kg	8,800	8,400	-5	-400	
4	DAGING						
	- Daging Sapi Murni	kg	60,000	64,000	7	4,000	
	- Daging Ayam Broiler	kg	19,000	20,000	5	1,000	
	- Kambing	kg	50,000	42,000	-16	-8,000	
5	TELUR						
	- Telur Ayam Ras	kg	11,500	12,000	4	500	
	- Telur Ayam Kampung	butir	1,200	20,000	1567	18,800	
6	SUSU						
	Kental Manis (Putih)					0	
	- Merk Bendera	397 gr/kl	8,500	8,100	-5	-400	
	- Merk Indomilk	390 gr/kl	7,700	7,500	-3	-200	
	Susu Bubuk						
	- Merk Bendera	400 gr/kl	21,000	22,500	7	1,500	
	- Merk Dancow	400 gr/kl	26,000	25,500	-2	-500	
7	JAGUNG PIPILAN KERING	kg	2,000	2,400	20	400	
8	GARAM BERYODIUM						
	- Bata	1/bks	1,200	300	-75	-900	
	- Halus/hancur	250 gr	400	500	25	100	
9	TEPUNG TERIGU						
	- Segitiga Biru (kw medium)	kg	7,000	6,800	-3	-200	
10	KACANG KEDELAI						
	- Ex Impor	kg	5,100	5,400	6	300	
	- Lokal	kg	5,650	-	#####	#VALUE!	
11	MIE INSTANT						
	- Indomie rasa kari ayam	bungkus	1,200	1,150	-4	-50	
12	CABE MERAH BESAR						

	- Keriting	kg	3,500	12,000	243	8,500	
	- Biasa	kg	4,000	7,000	75	3,000	
13	BAWANG MERAH	kg	9,000	11,000	22	2,000	
14	BAWANG PUTIH	kg	14,500	14,000	-3	-500	
15	IKAN ASIN TERI	kg	12,000	29,000	142	17,000	
16	KACANG HIJAU	kg	13,000	12,500	-4	-500	
17	KACANG TANAH	kg	12,000	12,500	4	500	
18	KETELA POHON	kg	1,100	1,000	-9	-100	
19	MINYAK TANAH	liter	8,500	8,000	-6	-500	
20	PUPUK						
	- Urea	kg	1,200	1,200	0	0	
	- KCL	kg	2,000	-	#####	#VALUE!	
	- TSP/SP-36	kg	1,700	1,550	-9	-150	
	- ZA	kg	1,200	1,050	-13	-150	
21	SEMEN MERK						
	- Tiga Roda	50 kg/zak	52,000	52,500	1	500	
	- Holcim	50 kg/zak	52,000	51,000	-2	-1,000	
	- Gresik	50 kg/zak	0	51,000	0	51,000	
22	GABAH						
	Gabah Kering Panen	kg	2,500	2,400	-4	-100	
	Gabah Kering Giling	kg	3,000	2,900	-3	-100	

File: Data Perdagangan/2010/Sie PPK/Perbandingan dengan Wonosobo

PERBANDINGAN HARGA RATA-RATA KEPOKMAS DAN
BARANG POKOK PENTING / STRATEGIS
DI KABUPATEN TEMANGGUNG DAN WONOSOBO

Hari / tanggal : Senin, 22 Maret 2010

No	Nama Barang	Satuan	Harga Tanggal		Perbedaan		Ket
			Tmg	Wnsb	%	Rp.	
1	BERAS						
	- Cisadane II	kg	4,700	6,000	28	1,300	
	- IR 64 (I)	kg	5,500	5,800	5	300	
2	GULA PASIR						
	- LN	kg	9,500	9,700	2	200	
	- DN (kw medium)	kg	9,500	9,000	-5	-500	
3	MINYAK GORENG						
	- Bimoli botol	1 liter	11,000	10,800	-2	-200	
	- Tanpa Merk.	kg	8,500	8,150	-4	-350	
4	DAGING						
	- Daging Sapi Murni	kg	60,000	65,000	8	5,000	
	- Daging Ayam Broiler	kg	19,000	20,000	5	1,000	
	- Kambing	kg	50,000	42,000	-16	-8,000	
5	TELUR						
	- Telur Ayam Ras	kg	11,500	12,000	4	500	
	- Telur Ayam Kampung	butir	1,200	20,000	1567	18,800	
6	SUSU						
	Kental Manis (Putih)					0	
	- Merk Bendera	397 gr/kl	8,500	8,100	-5	-400	
	- Merk Indomilk	390 gr/kl	7,700	7,500	-3	-200	
	Susu Bubuk						
	- Merk Bendera	400 gr/kl	24,650	22,500	-9	-2,150	
	- Merk Dancow	400 gr/kl	29,675	25,500	-14	-4,175	

7	JAGUNG PIPILAN KERING	kg	2,000	2,500	25	500	
8	GARAM BERYODIUM						
	- Bata	1/bks	1,200	300	-75	-900	
	- Halus/hancur	250 gr	400	500	25	100	
9	TEPUNG TERIGU						
	- Segitiga Biru (kw medium)	kg	7,000	6,700	-4	-300	
10	KACANG KEDELAI						
	- Ex Impor	kg	5,100	5,100	0	0	
	- Lokal	kg	5,650	-	#####	#VALUE!	
11	MIE INSTANT						
	- Indomie rasa kari ayam	bungkus	1,200	1,150	-4	-50	
12	CABE MERAH BESAR						
	- Keriting	kg	3,000	8,000	167	5,000	
	- Biasa	kg	5,000	4,000	-20	-1,000	
13	BAWANG MERAH	kg	9,000	10,000	11	1,000	
14	BAWANG PUTIH	kg	14,500	16,000	10	1,500	
15	IKAN ASIN TERI	kg	12,000	25,000	108	13,000	
16	KACANG HIJAU	kg	13,000	14,000	8	1,000	
17	KACANG TANAH	kg	12,000	12,500	4	500	
18	KETELA POHON	kg	1,100	1,000	-9	-100	
19	MINYAK TANAH	liter	8,500	8,500	0	0	
20	PUPUK						
	- Urea	kg	1,200	1,200	0	0	
	- KCL	kg	2,000	-	#####	#VALUE!	
	- TSP/SP-36	kg	1,700	1,550	-9	-150	
	- ZA	kg	1,200	1,050	-13	-150	
21	SEMEN MERK						
	- Tiga Roda	50 kg/zak	52,000	52,000	0	0	
	- Holcim	50 kg/zak	52,000	51,000	-2	-1,000	
	- Gresik	50 kg/zak	0	51,000	0	51,000	
22	GABAH						
	Gabah Kering Panen	kg	2,500	2,400	-4	-100	
	Gabah Kering Giling	kg	3,000	2,900	-3	-100	

File: Data Perdagangan/2010/Sie PPK/Perbandingan dengan Wonosobo

PERBANDINGAN HARGA RATA-RATA KEPOKMAS DAN
BARANG POKOK PENTING / STRATEGIS
DI KABUPATEN TEMANGGUNG DAN WONOSOBO

Hari / tanggal : Senin, 5 April 2010

No	Nama Barang	Satuan	Harga Tanggal		Perbedaan		Ket
			Tmg	Wnsb	%	Rp.	
1	BERAS						
	- Cisadane II	kg	5,300	6,200	17	900	
	- IR 64 (I)	kg	5,800	6,000	3	200	
2	GULA PASIR						
	- LN	kg	9,000	9,000	0	0	
	- DN (kw medium)	kg	9,000	8,000	-11	-1,000	
3	MINYAK GORENG						
	- Bimoli botol	1 liter	11,000	10,500	-5	-500	
	- Tanpa Merk.	kg	9,000	8,100	-10	-900	
4	DAGING						
	- Daging Sapi Murni	kg	60,000	65,000	8	5,000	
	- Daging Ayam Broiler	kg	18,000	20,000	11	2,000	
	- Kambing	kg	50,000	42,000	-16	-8,000	
5	TELUR						
	- Telur Ayam Ras	kg	12,500	12,500	0	0	
	- Telur Ayam Kampung	butir	1,250	20,000	1500	18,750	
6	SUSU						
	Kental Manis (Putih)					0	
	- Merk Bendera	397 gr/kl	8,500	8,100	-5	-400	
	- Merk Indomilk	390 gr/kl	7,700	7,500	-3	-200	
	Susu Bubuk						
	- Merk Bendera	400 gr/kl	24,650	22,500	-9	-2,150	
	- Merk Dancow	400 gr/kl	29,675	25,500	-14	-4,175	
7	JAGUNG PIPILAN KERING	kg	2,000	2,500	25	500	
8	GARAM BERYODIUM						
	- Bata	1/bks	1,200	300	-75	-900	
	- Halus/hancur	250 gr	400	500	25	100	
9	TEPUNG TERIGU						
	- Segitiga Biru (kw medium)	kg	7,000	6,700	-4	-300	
10	KACANG KEDELAI						
	- Ex Impor	kg	5,100	5,100	0	0	
	- Lokal	kg	5,650	-	#VALUE!	#VALUE!	
11	MIE INSTANT						
	- Indomie rasa kari ayam	bungkus	1,150	1,150	0	0	
12	CABE MERAH BESAR						
	- Keriting	kg	9,000	9,000	0	0	
	- Biasa	kg	10,000	5,000	-50	-5,000	
13	BAWANG MERAH	kg	12,000	11,000	-8	-1,000	
14	BAWANG PUTIH	kg	15,000	16,000	7	1,000	
15	IKAN ASIN TERI	kg	18,000	25,000	39	7,000	
16	KACANG HIJAU	kg	13,500	14,000	4	500	
17	KACANG TANAH	kg	12,500	12,000	-4	-500	
18	KETELA POHON	kg	1,000	1,000	0	0	
19	MINYAK TANAH	liter	8,500	8,500	0	0	

20	PUPUK					
	- Urea	kg	1,200	1,200	0	0
	- KCL	kg	2,000	-	#VALUE!	#VALUE!
	- TSP/SP-36	kg	1,700	1,550	-9	-150
	- ZA	kg	1,200	1,050	-13	-150
21	SEMEN MERK					
	- Tiga Roda	50 kg/zak	51,000	52,000	2	1,000
	- Holcim	50 kg/zak	51,000	51,000	0	0
	- Gresik	50 kg/zak	0	51,000	0	51,000
22	GABAH					
	Gabah Kering Panen	kg	2,500	2,400	-4	-100
	Gabah Kering Giling	kg	3,000	2,900	-3	-100

File: Data Perdagangan/2010/Sie PPK/Perbandingan dengan Wonosobo

PERBANDINGAN HARGA RATA-RATA KEPOKMAS DAN BARANG POKOK PENTING / STRATEGIS
DI KABUPATEN TEMANGGUNG DAN WONOSOBO
Triwulan I Tahun 2010

No	Nama Barang	Satuan	Januari 2010			Februari 2010			Maret 2010		
			Tmg	Wnsb	Selisih	Tmg	Wnsb	Selisih	Tmg	Wnsb	Selisih
1	BERAS										
	- Cisadane II	kg	5,900	6,250	350	5,650	6,250	600	5,100	6,000	900
	- IR 64 (I)	kg	6,250	6,300	50	6,200	6,100	-100	5,850	5,750	-100
2	GULA PASIR										
	- LN	kg	10,650	10,875	225	10,150	10,300	150	9,750	9,900	150
	- DN (kw medium)	kg	10,650	10,250	-400	10,150	9,350	-800	9,750	9,200	-550
3	MINYAK GORENG										
	- Bimoli botol	1 liter	11,000	11,250	250	11,000	11,000	0	11,250	10,900	-350
	- Tanpa Merk.	kg	8,750	8,400	-350	8,500	8,150	-350	8,650	8,300	-350
4	DAGING										
	- Daging Sapi Murni	kg	61,000	65,000	4,000	61,000	64,500	3,500	61,000	64,500	3,500
	- Daging Ayam Broiler	kg	19,000	19,500	500	19,000	19,000	0	19,000	21,000	2,000
	- Kambing	kg	50,000	46,750	-3,250	50,000	40,000	-10,000	50,000	42,000	-8,000
5	TELUR AYAM RAS	kg	11,000	11,500	500	10,250	11,250	1,000	11,000	12,000	1,000
6	SUSU										
	Kental Manis (Putih)										
	- Merk Bendera	397 gr/kl	8,000	8,000	0	8,000	8,000	0	8,250	8,100	-150
	- Merk Indomilk	390 gr/kl	7,500	7,500	0	7,500	7,500	0	7,600	7,500	-100
	Susu Bubuk										
	- Merk Bendera	400 gr/kl	21,000	22,500	1,500	21,000	22,500	1,500	22,825	22,500	-325
	- Merk Dancow	400 gr/kl	27,500	26,750	-750	27,000	25,500	-1,500	27,850	25,500	-2,350
7	JAGUNG PIPILAN KERING	kg	2,750	2,550	-200	2,750	2,250	-500	2,250	2,375	125
8	GARAM BERYODIUM										
	- Halus/hancur	250 gr	400	500	100	400	500	100	400	500	100
9	TEPUNG TERIGU SEGITIGA BIRU	kg	7,350	6,800	-550	7,250	6,600	-650	7,000	6,750	-250
10	KACANG KEDELAI	kg	6,750	6,850	100	6,500	5,500	-1,000	5,200	5,250	50
11	MIE INSTANT	bungkus	1,100	1,200	100	1,150	1,200	50	1,175	1,150	-25
12	CABE MERAH BESAR										
	- Keriting	kg	17,000	15,000	-2,000	17,000	19,500	2,500	6,500	10,000	3,500
	- Biasa	kg	18,000	11,750	-6,250	17,000	12,500	-4,500	7,000	5,500	-1,500
13	BAWANG MERAH	kg	9,000	8,500	-500	9,000	9,500	500	9,250	10,500	1,250
14	BAWANG PUTIH	kg	15,000	13,500	-1,500	14,500	14,500	0	14,000	14,500	500
15	IKAN ASIN TERI	kg	23,000	28,500	5,500	18,000	28,500	10,500	17,000	27,500	10,500
16	KACANG HIJAU	kg	13,000	12,000	-1,000	13,000	12,000	-1,000	13,000	13,000	0
17	KACANG TANAH	kg	13,000	12,500	-500	13,000	12,500	-500	12,000	12,500	500
18	KETELA POHON	kg	1,150	1,000	-150	1,150	1,000	-150	1,050	1,000	-50
19	MINYAK TANAH	liter	8,000	7,500	-500	7,300	7,500	200	7,900	8,250	350
20	PUPUK										
	- Urea	kg	1,200	1,200	0	1,200	1,200	0	1,200	1,200	0
	- TSP/SP-36	kg	1,700	1,550	-150	1,700	1,550	-150	1,700	1,550	-150
	- ZA	kg	1,200	1,050	-150	1,200	1,050	-150	1,200	1,050	-150
21	SEMEN MERK										
	- Tiga Roda	50 kg/zak	51,000	52,000	1,000	51,000	52,000				
	- Holcim	50 kg/zak	50,500	51,000	500	51,000	51,000				
22	GABAH										
	Gabah Kering Panen	kg	3,000	2,900	-100	2,800	2,700				
	Gabah Kering Giling	kg	3,300	3,200	-100	3,100	3,000				

File: Data Perdagangan/2010/Sie PPK/Perbandingan dengan Wonosobo

Created with

 **nitro**^{PDF} professional

download the free trial online at nitropdf.com/professional

Created with

 **nitro**^{PDF} professional

download the free trial online at nitropdf.com/professional

Created with

 **nitro**^{PDF} professional

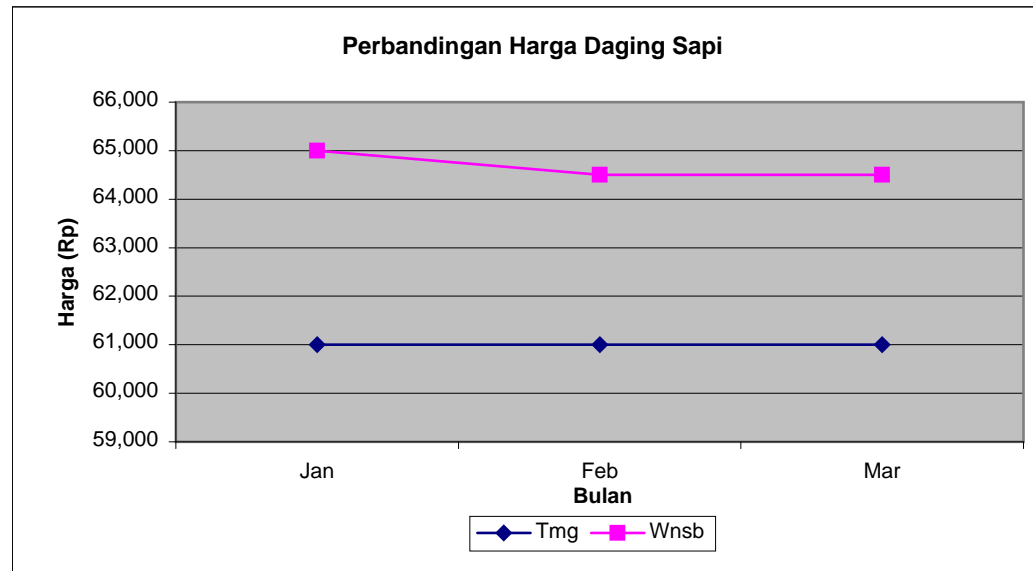
download the free trial online at nitropdf.com/professional

Created with

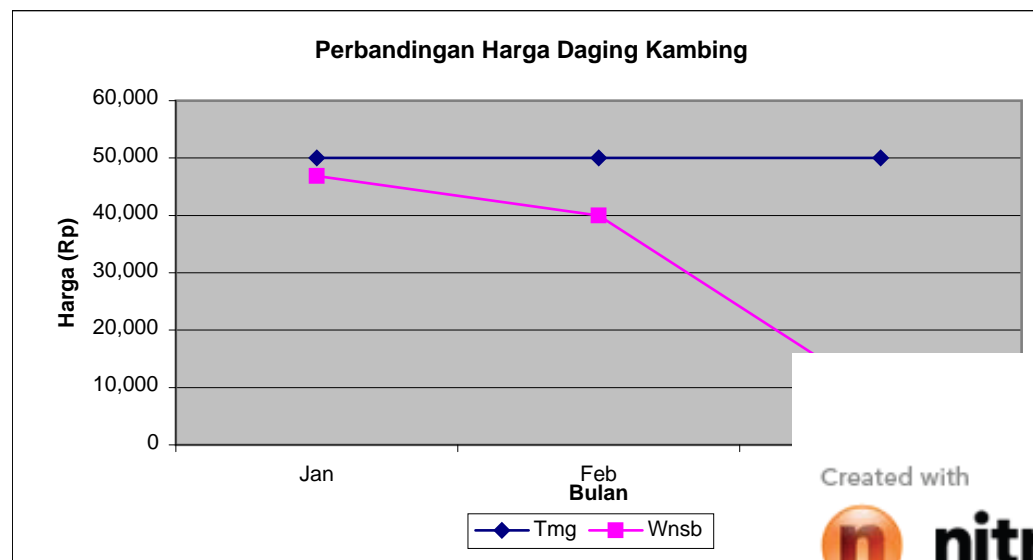
 **nitro**^{PDF} professional


download the free trial online at nitropdf.com/professional

Daging Sapi	Jan	Feb	Mar
Tmg	61,000	61,000	61,000
Wnsb	65,000	64,500	64,500

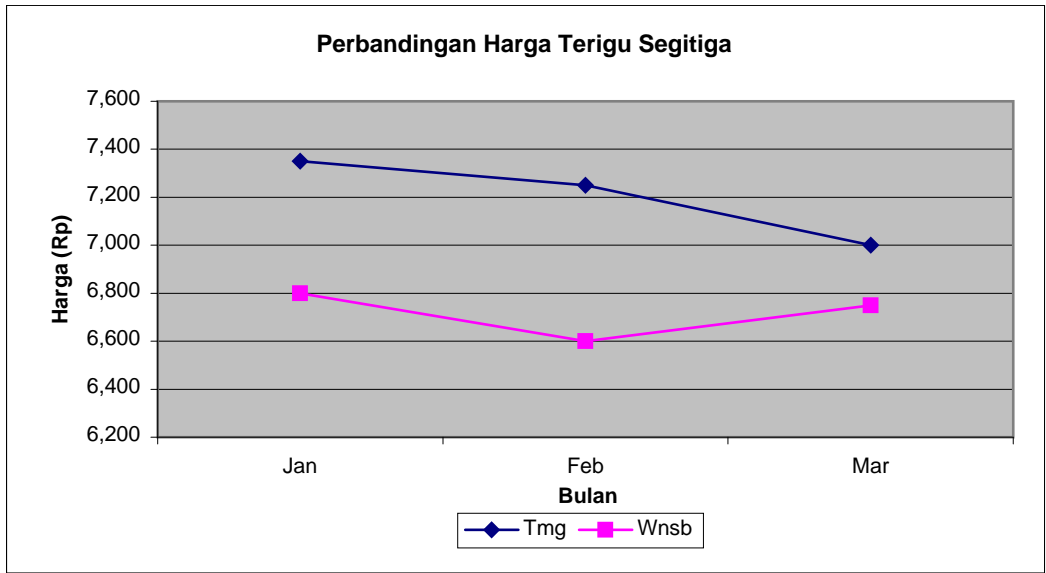


Daging Kambing	Jan	Feb	Mar
Tmg	50,000	50,000	50,000
Wnsb	46,850	40,000	8,300

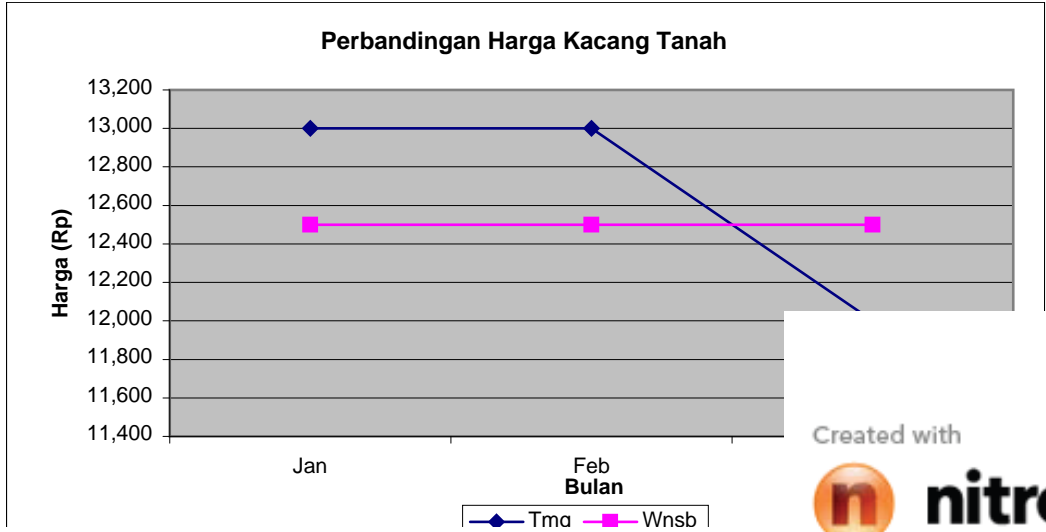




Terigu Segitiga	Jan	Feb	Mar
Tmg	7,350	7,250	7,000
Wnsb	6,800	6,600	6,750

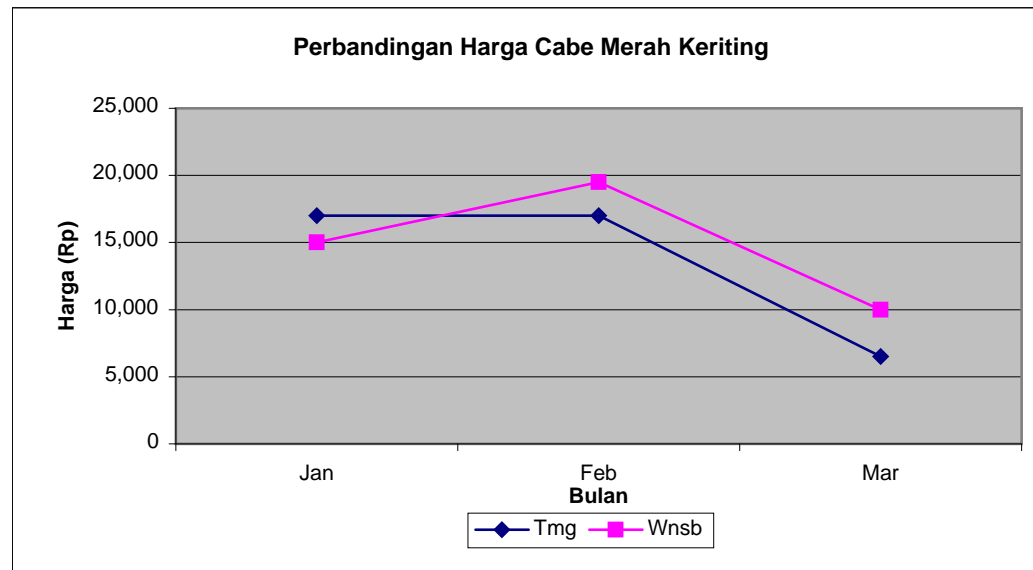


Kacang Tanah	Jan	Feb	Mar
Tmg	13,000	13,000	12,000
Wnsb	12,500	12,500	12,500

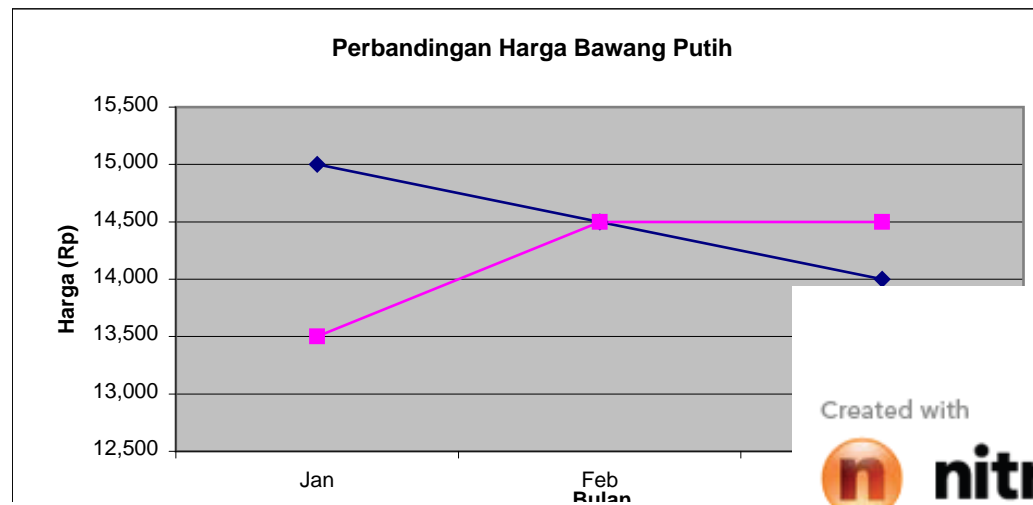


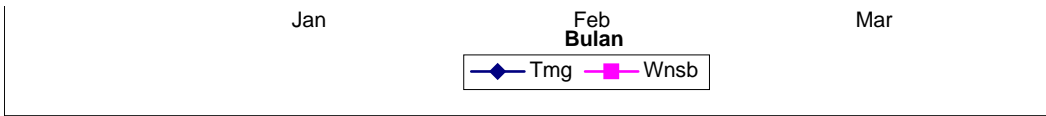
—◆— Tmg —■— Wnsb

Cabe Merah	Jan	Feb	Mar
Tmg	17,000	17,000	6,500
Wnsb	15,000	19,500	10,000

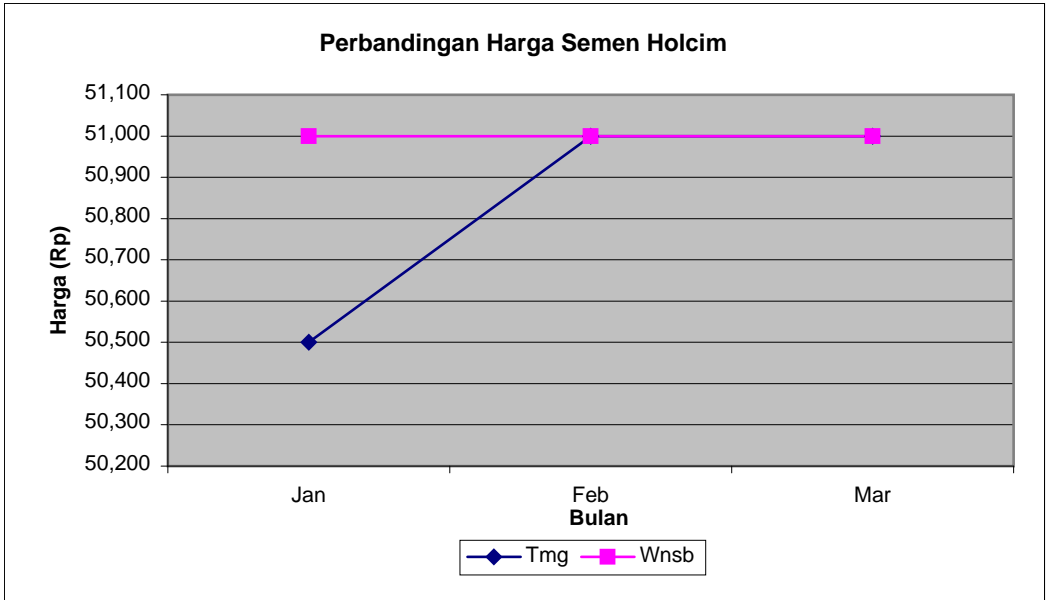


Bawang Putih	Jan	Feb	Mar
Tmg	15,000	14,500	14,000
Wnsb	13,500	14,500	14,500

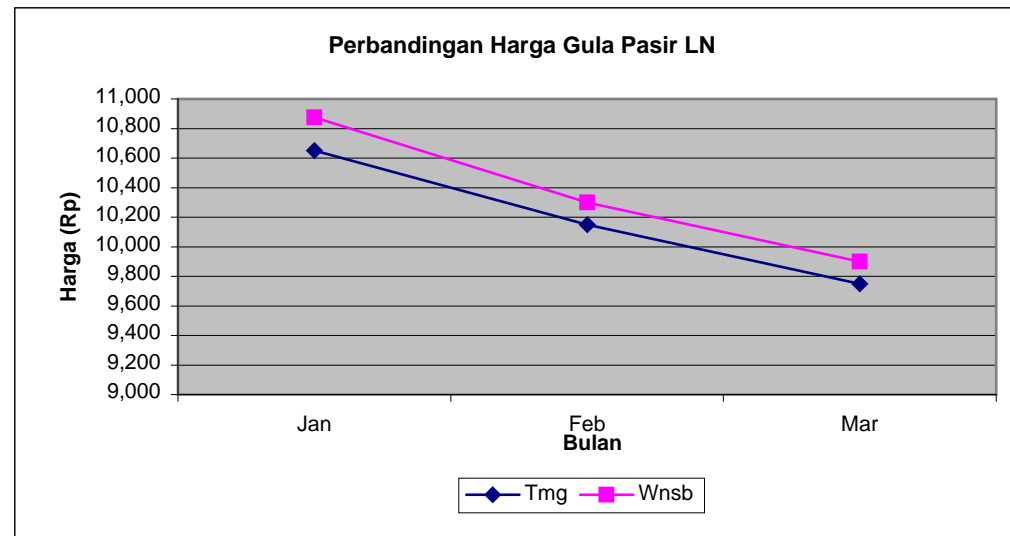




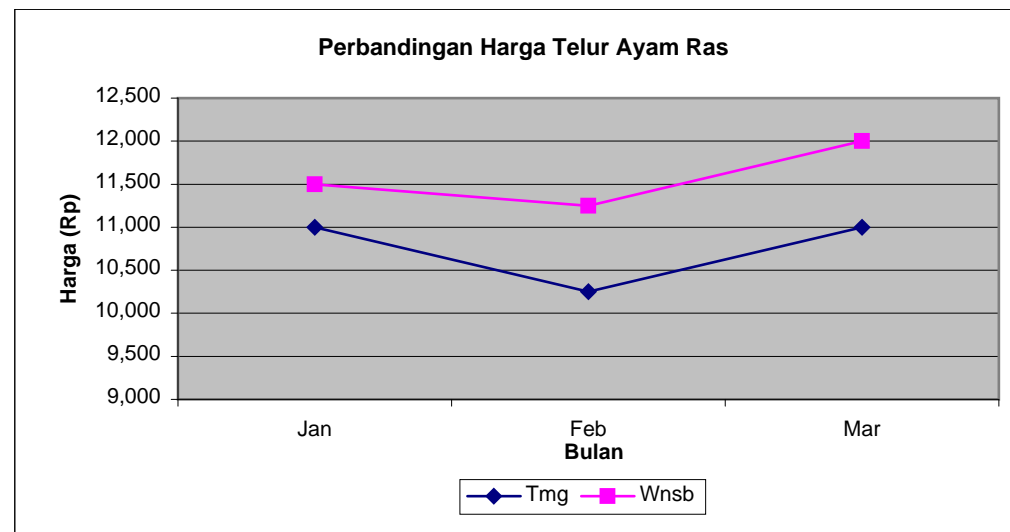
Semen Holcim	Jan	Feb	Mar
Tmg	50,500	51,000	51,000
Wnsb	51,000	51,000	51,000



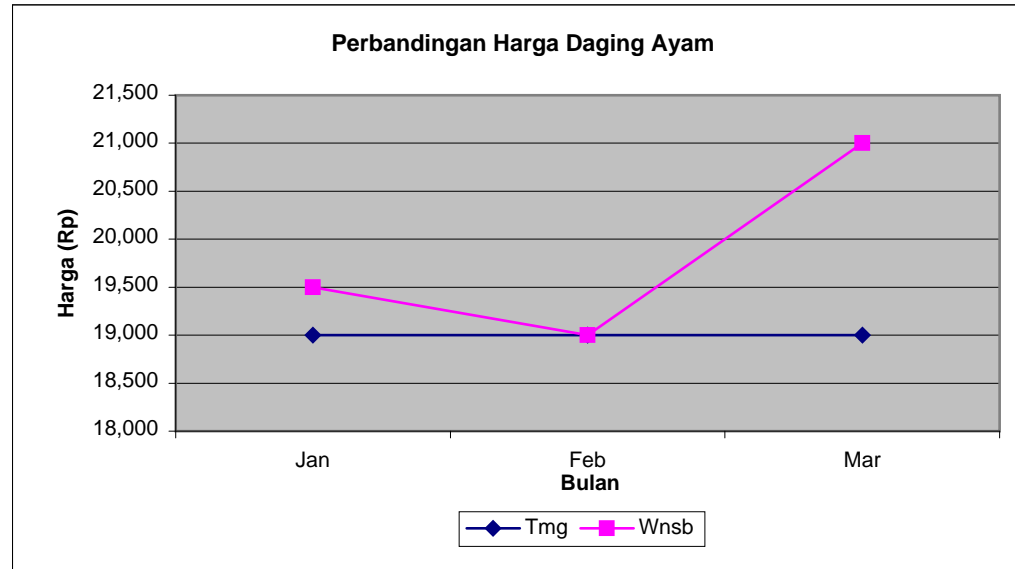
Gula Pasir LN	Jan	Feb	Mar
Tmg	10,650	10,150	9,750
Wnsb	10,875	10,300	9,900



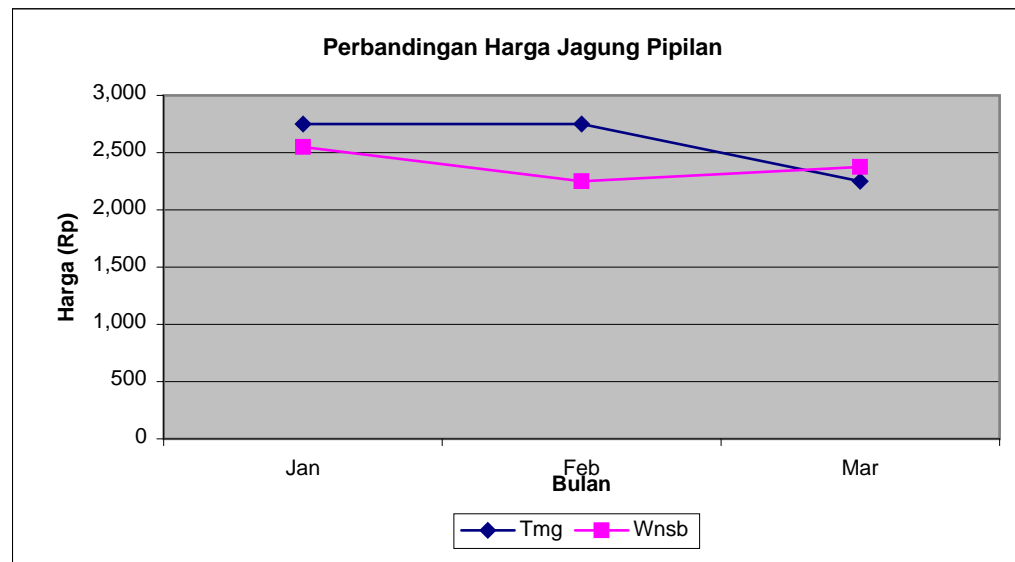
Telur Ayam Ras	Jan	Feb	Mar
Tmg	11,000	10,250	11,000
Wnsb	11,500	11,250	12,000



Daging Ayam	Jan	Feb	Mar
Tmg	19,000	19,000	19,000
Wnsb	19,500	19,000	21,000



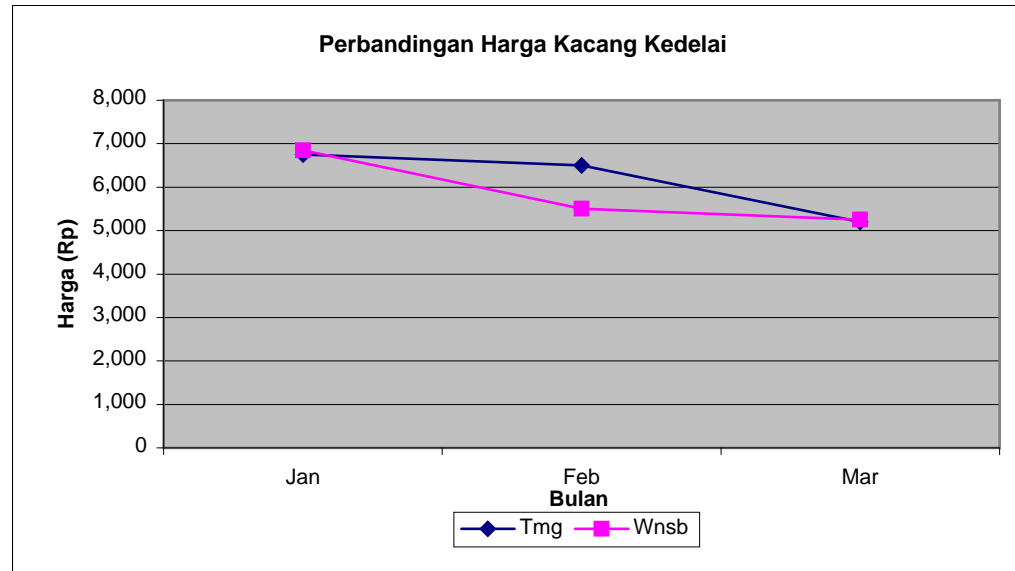
Jagung	Jan	Feb	Mar
Tmg	2,750	2,750	2,250
Wnsb	2,550	2,250	2,375



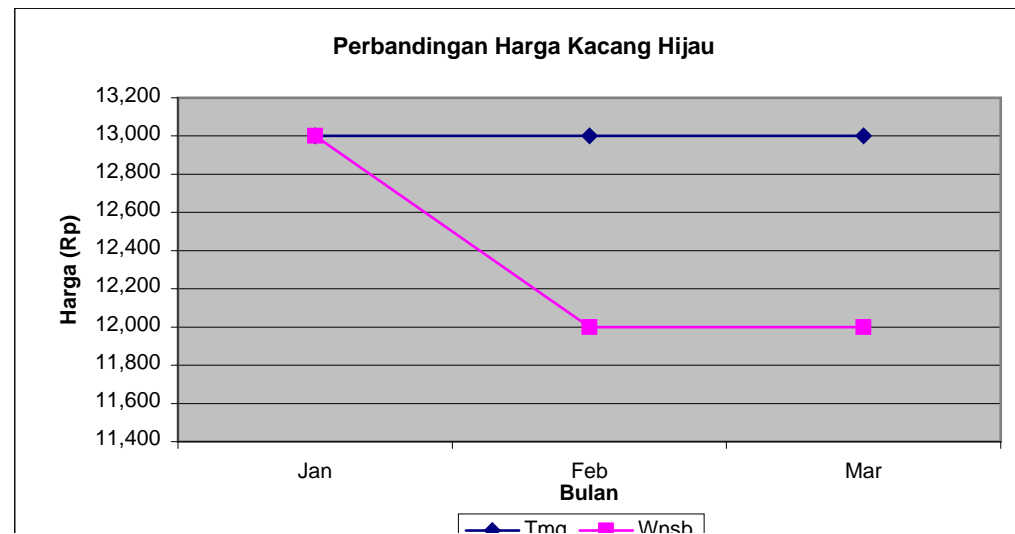
Bulan

Tmg Wnsb

Kacang Kedelai	Jan	Feb	Mar
Tmg	6,750	6,500	5,200
Wnsb	6,850	5,500	5,250



Kacang Hijau	Jan	Feb	Mar
Tmg	13,000	13,000	13,000
Wnsb	13,000	12,000	12,000



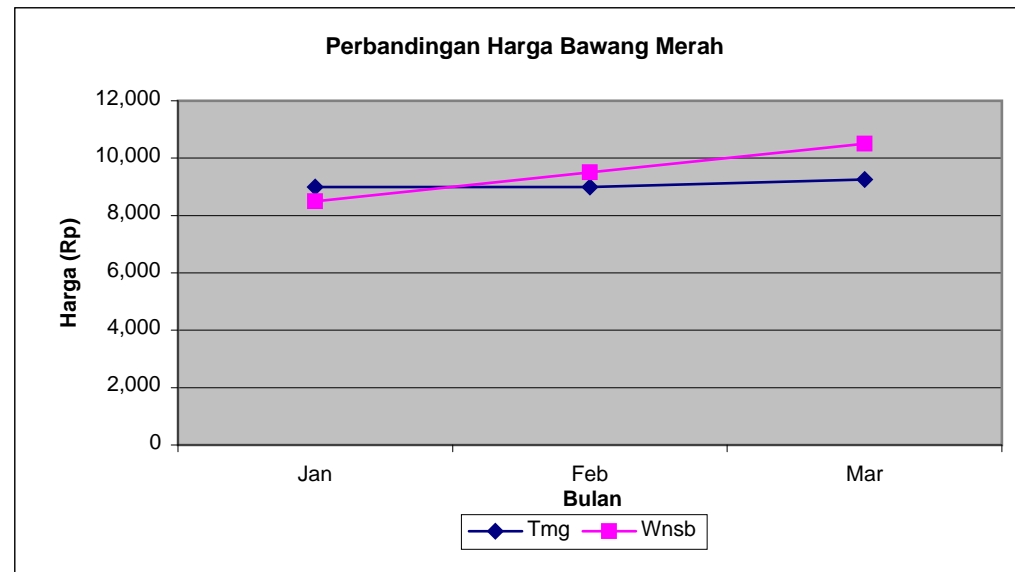
Created with

 **nitro**PDF[®] professional

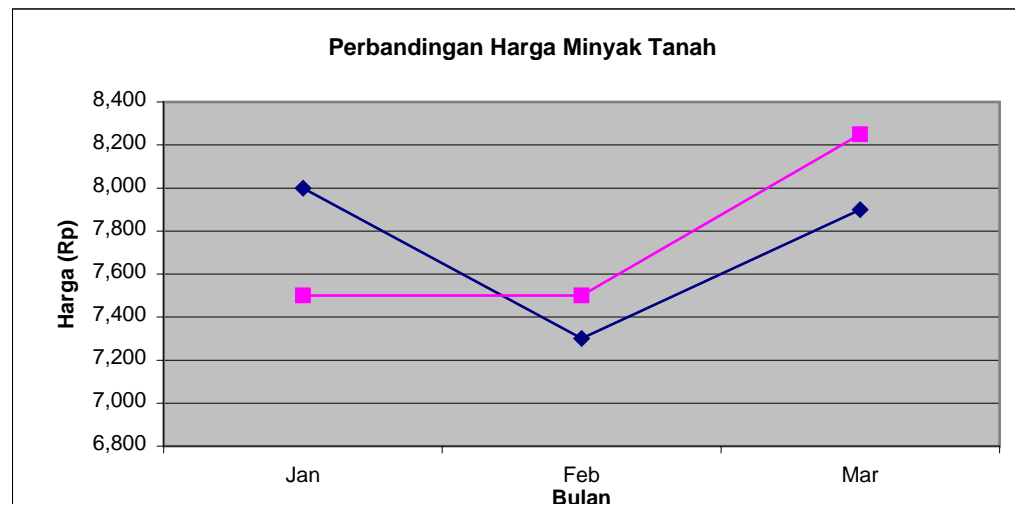
download the free trial online at nitropdf.com/professional

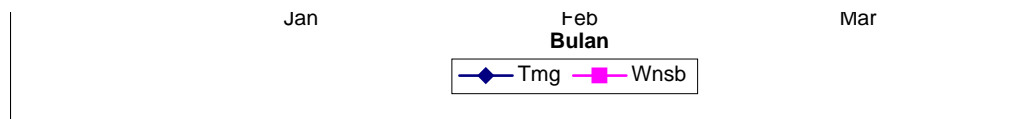
—◆— Tmg —■— Wnsb

Bawang Merah	Jan	Feb	Mar
Tmg	9,000	9,000	9,250
Wnsb	8,500	9,500	10,500

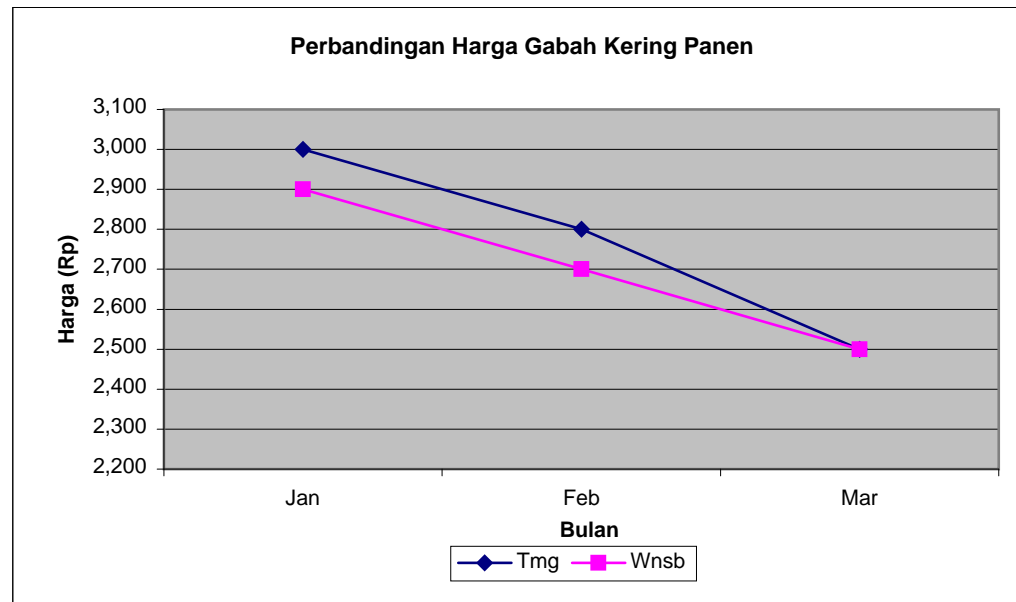


Minyak Tanah	Jan	Feb	Mar
Tmg	8,000	7,300	7,900
Wnsb	7,500	7,500	8,250





Gabah Kering	Jan	Feb	Mar
Tmg	3,000	2,800	2,500
Wnsb	2,900	2,700	2,500



Mengetahui,
 KEPALA DINAS PERINDAGKOP DAN UMKM
 KABUPATEN TEMANGGUNG

Ir. RONY NURHASTUTI, Msi
 Pembina Utama Muda
 NIP. 19600523 198703 2 004