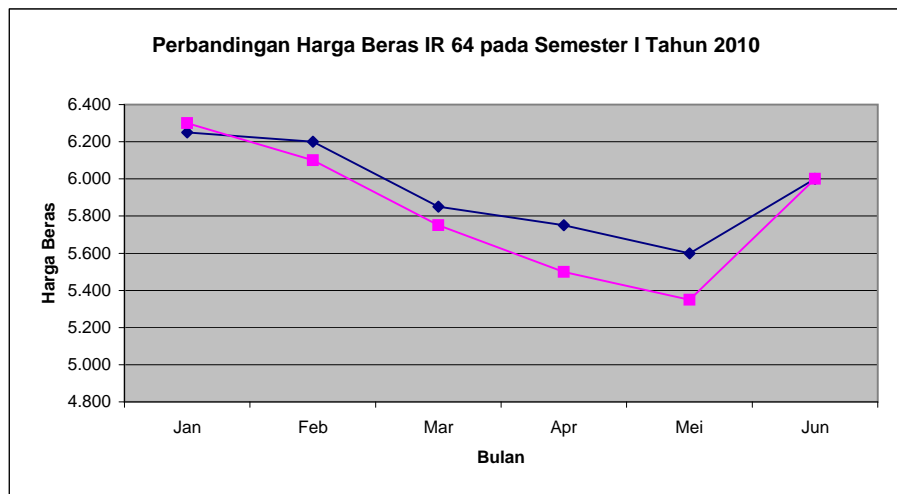


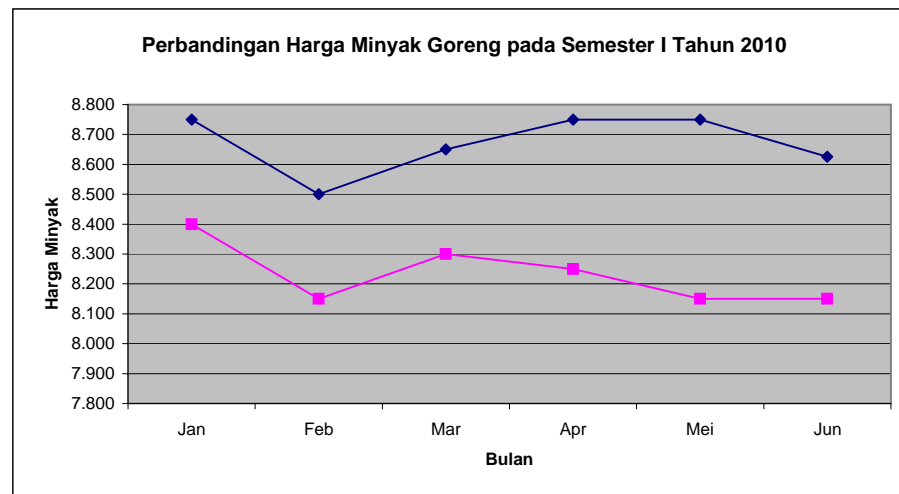
**PERBANDINGAN HARGA RATA-RATA KEPOKMAS DAN BARANG POKOK PENTING / STRATEGIS
DI KABUPATEN TEMANGGUNG DAN WONOSOBO
Triwulan II Tahun 2010**

No	Nama Barang	Satuan	April 2010			Mei 2010			Juni 2010			keterangan
			Tmg	Wnsb	Selisih	Tmg	Wnsb	Selisih	Tmg	Wnsb	Selisih	
1	BERAS											warna selisih harga: Tmg lebih mahal daripada Wonosobo Tmg lebih murah daripada Wonosobo
	- Cisadane II	kg	5.050	6.100	1.050	4.700	6.100	1.400	5.250	6.250	1.000	
	- IR 64 (I)	kg	5.750	5.500	-250	5.600	5.350	-250	6.000	6.000	0	
2	GULA PASIR											
	- LN	kg	8.750	8.350	-400	8.250	7.850	-400	8.500	7.700	-800	
	- DN (kw medium)	kg	8.750	7.750	-1.000	8.250	7.750	-500	10.000	8.850	-1.150	
3	MINYAK GORENG											
	- Bimoli botol	1 liter	11.250	10.750	-500	11.000	11.250	250	11.000	11.500	500	
	- Tanpa Merk.	kg	8.750	8.250	-500	8.750	8.150	-600	8.625	8.150	-475	
4	DAGING											
	- Daging Sapi Murni	kg	60.000	64.500	4.500	60.000	64.000	4.000	60.000	64.000	4.000	
	- Daging Ayam Broiler	kg	18.750	19.500	750	17.750	18.500	750	20.500	21.000	500	
	- Kambing	kg	50.000	41.000	-9.000	50.000	40.000	-10.000	50.000	41.125	-8.875	
5	TELUR AYAM RAS	kg	11.750	12.250	500	10.750	11.500	750	12.250	12.500	250	
6	SUSU											
	Kental Manis (Putih)											
	- Merk Bendera	397 gr/kl	8.500	8.100	-400	8.350	8.050	-300	8.200	8.000	-200	
	- Merk Indomilk	390 gr/kl	7.600	7.500	-100	7.500	7.500	0	7.000	7.500	500	
	Susu Bubuk											
	- Merk Bendera	400 gr/kl	24.650	22.500	-2.150	24.650	22.500	-2.150	24.650	22.500	-2.150	
	- Merk Dancow	400 gr/kl	28.325	25.500	-2.825	26.000	25.500	-500	25.000	25.500	500	
7	JAGUNG PIPILAN KERING	kg	2.250	2.500	250	2.500	2.750	250	2.300	3.000	700	
8	GARAM BERYODIUM											
	- Halus/hancur	250 gr	400	500	100	400	500	100	400	500	100	
9	TEPUNG TERIGU SEGITIGA BIRU	kg	7.000	6.650	-350	7.000	6.650	-350	6.750	6.600	-150	
10	KACANG KEDELAI	kg	5.100	4.950	-150	5.550	4.800	-750	6.000	4.800	-1.200	
11	MIE INSTANT	bungkus	1.175	1.150	-25	1.150	1.150	0	1.150	1.150	0	
12	CABE MERAH BESAR											
	- Keriting	kg	9.500	11.000	1.500	15.500	16.500	1.000	22.500	25.000	2.500	
	- Biasa	kg	9.750	6.000	-3.750	13.500	9.000	-4.500	21.000	11.250	-9.750	
13	BAWANG MERAH	kg	11.500	11.500	0	9.000	11.500	2.500	11.500	12.000	500	
14	BAWANG PUTIH	kg	16.500	17.000	500	18.000	19.000	1.000	19.500	20.000	500	
15	IKAN ASIN TERI	kg	17.000	24.500	7.500	17.000	25.500	8.500	18.000	28.500	10.500	Ikan teri yang ada di Temanggung kualitas nomor 2 yang harganya lebih murah
16	KACANG HIJAU	kg	14.750	14.000	-750	13.750	14.500	750	14.000	14.000	0	
17	KACANG TANAH	kg	13.000	12.250	-750	13.250	13.000	-250	14.000	13.000	-1.000	
18	KETELA POHON	kg	1.125	1.000	-125	1.250	1.000	-250	1.125	1.150	25	
19	MINYAK TANAH	liter	8.500	8.250	-250	8.500	8.000	-500	8.500	8.250	-250	
20	PUPUK											
	- Urea	kg	1.800	1.600	-200	1.800	1.600	-200	1.800	1.600	-200	
	- TSP/SP-36	kg	2.000	2.000	0	2.000	2.000	0	2.000	2.000	0	
	- ZA	kg	1.500	1.400	-100	1.500	1.400	-100	1.500	1.400	-100	
21	SEMEN MERK											
	- Tiga Roda	50 kg/zak	51.000	52.000	1.000	51.000	52.000	1.000	51.000	52.000	1.000	
	- Holcim	50 kg/zak	51.000	51.000	0	51.000	51.000	0	51.000	51.000	0	
22	GABAH											
	Gabah Kering Panen	kg	2.400	2.400	0	2.400	2.375	-25	2.600	2.450	-150	
	Gabah Kering Giling	kg	2.900	2.900	0	2.900	2.850	-50	3.100	2.850	-250	

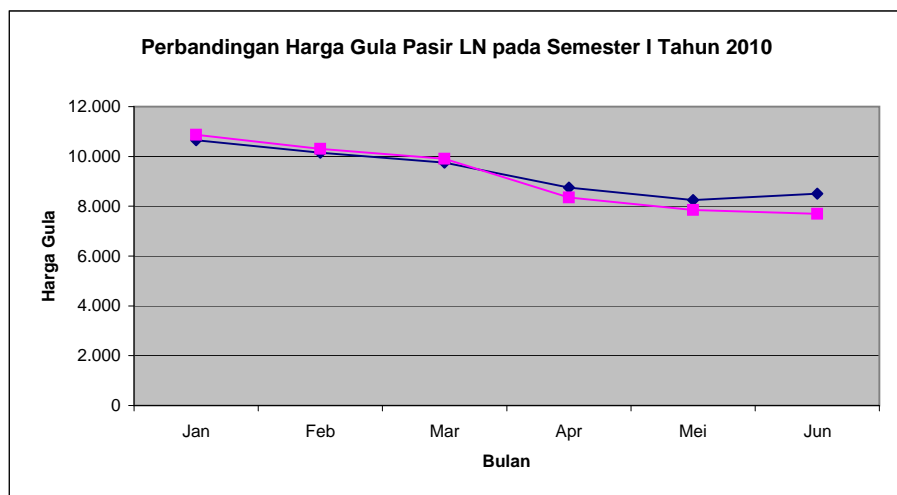
Beras IR 64	Jan	Feb	Mar	Apr	Mei	Jun
Tmg	6.250	6.200	5.850	5.750	5.600	6.000
Wnsb	6.300	6.100	5.750	5.500	5.350	6.000



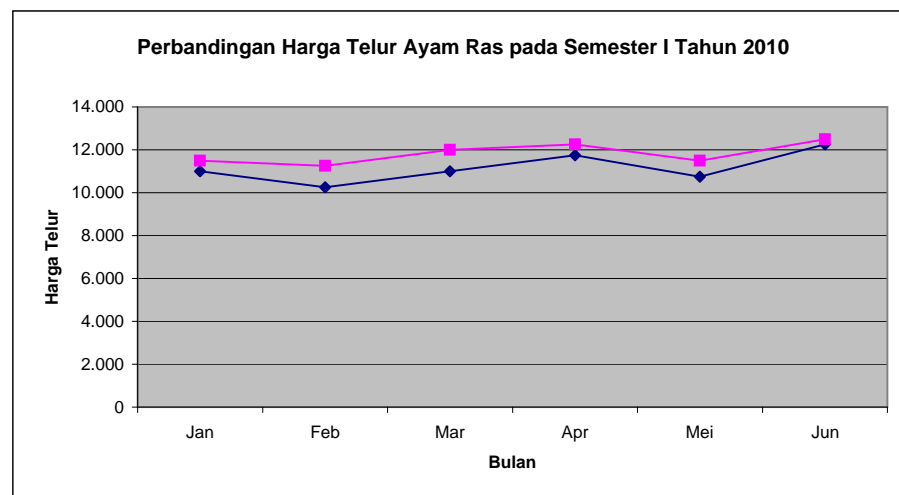
Minyak Goreng	Jan	Feb	Mar	Apr	Mei	Jun
Tmg	8.750	8.500	8.650	8.750	8.750	8.625
Wnsb	8.400	8.150	8.300	8.250	8.150	8.150



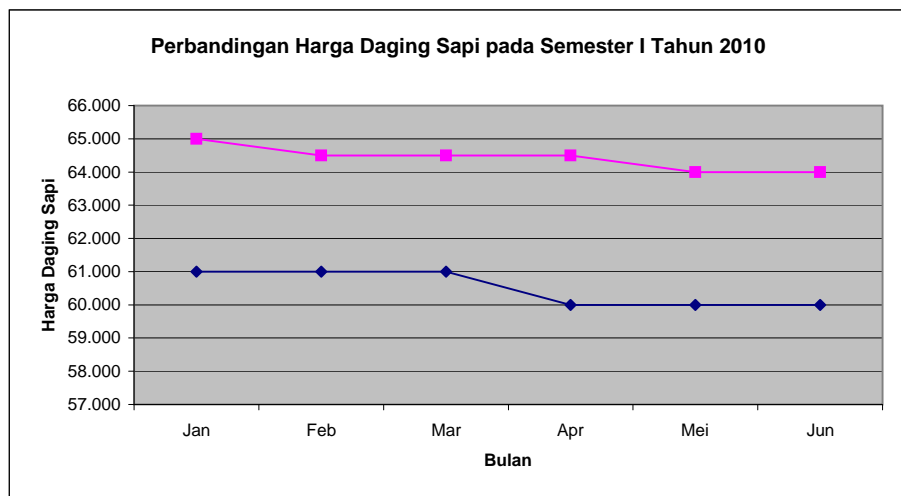
Gula Pasir LN	Jan	Feb	Mar	Apr	Mei	Jun
Tmg	10.650	10.150	9.750	8.750	8.250	8.500
Wnsb	10.875	10.300	9.900	8.350	7.850	7.700



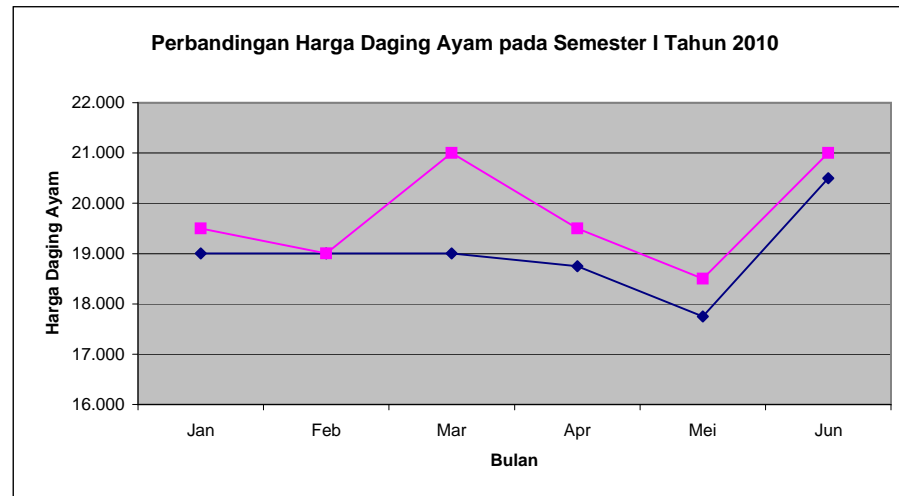
Telur Ayam Ras	Jan	Feb	Mar	Apr	Mei	Jun
Tmg	11.000	10.250	11.000	11.750	10.750	12.250
Wnsb	11.500	11.250	12.000	12.250	11.500	12.500



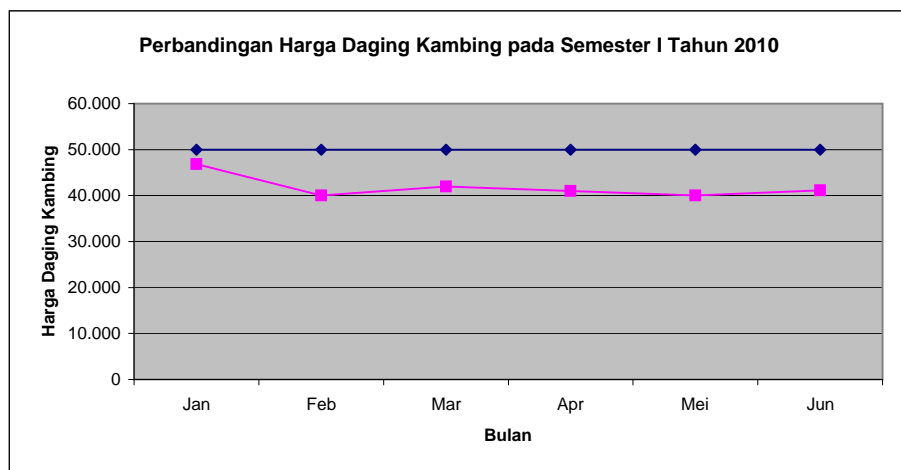
Daging Sapi	Jan	Feb	Mar	Apr	Mei	Jun
Tmg	61.000	61.000	61.000	60.000	60.000	60.000
Wnsb	65.000	64.500	64.500	64.500	64.000	64.000



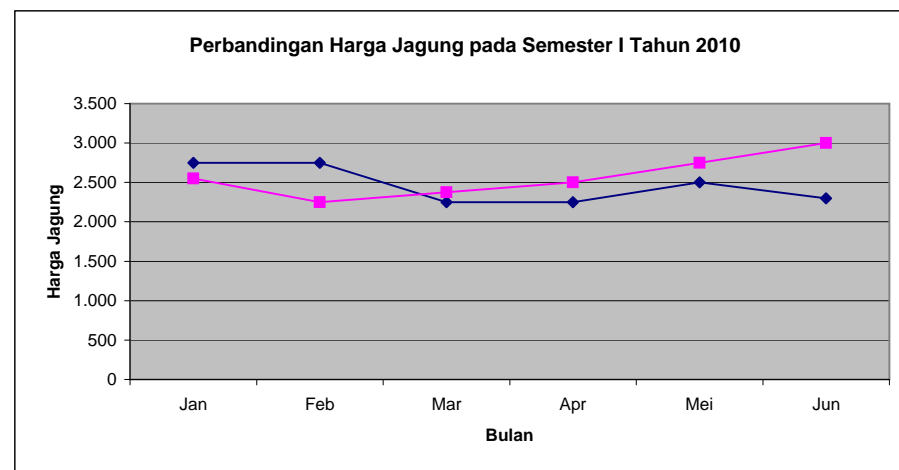
Daging Ayam	Jan	Feb	Mar	Apr	Mei	Jun
Tmg	19.000	19.000	19.000	18.750	17.750	20.500
Wnsb	19.500	19.000	21.000	19.500	18.500	21.000



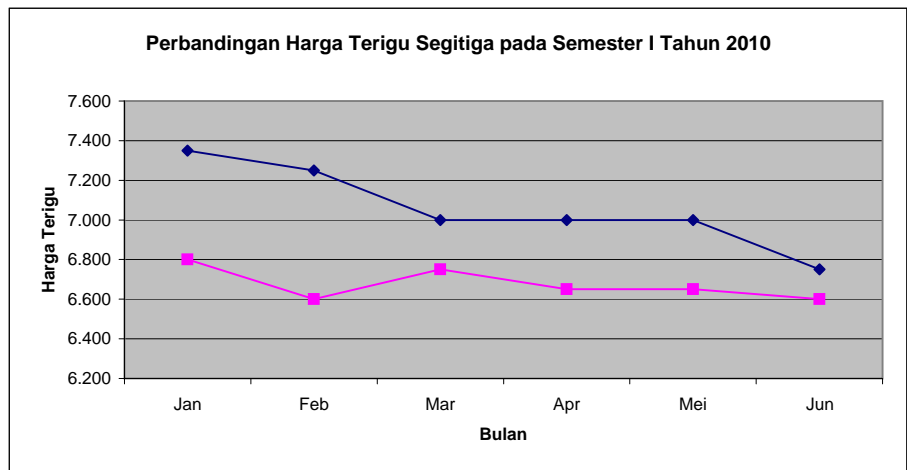
Daging Kambing	Jan	Feb	Mar	Apr	Mei	Jun
Tmg	50.000	50.000	50.000	50.000	50.000	50.000
Wnsb	46.850	40.000	42.000	41.000	40.000	41.125



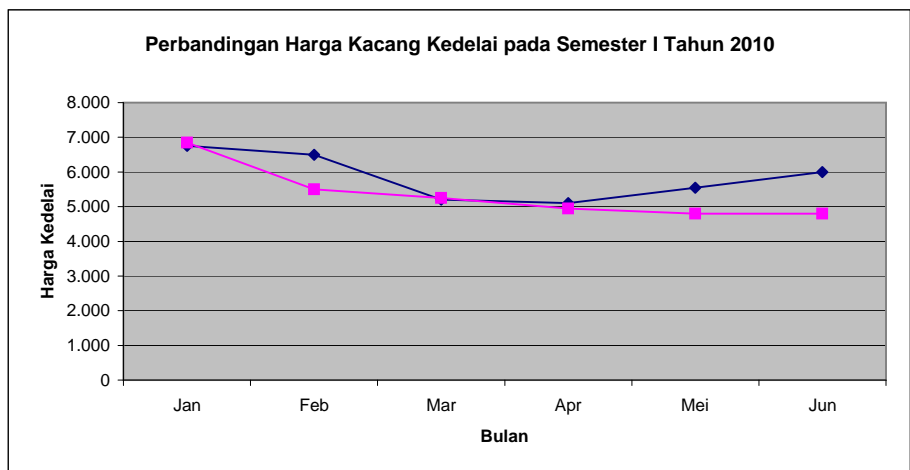
Jagung	Jan	Feb	Mar	Apr	Mei	Jun
Tmg	2.750	2.750	2.250	2.250	2.500	2.300
Wnsb	2.550	2.250	2.375	2.500	2.750	3.000



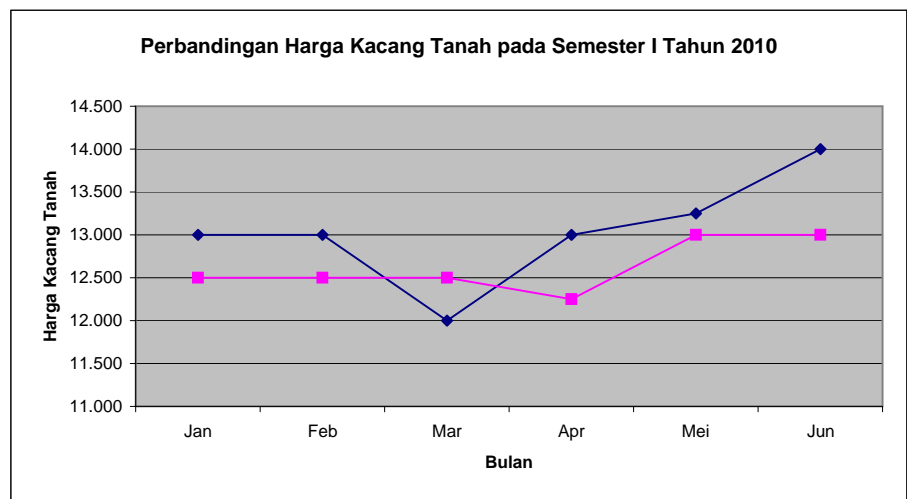
Terigu Segitiga	Jan	Feb	Mar	Apr	Mei	Jun
Tmg	7.350	7.250	7.000	7.000	7.000	6.750
Wnsb	6.800	6.600	6.750	6.650	6.650	6.600



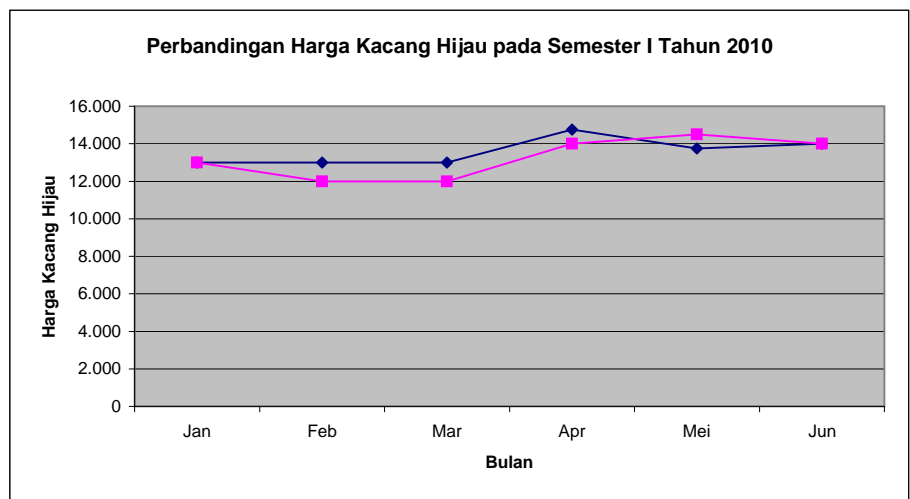
Kacang Kedelai	Jan	Feb	Mar	Apr	Mei	Jun
Tmg	6.750	6.500	5.200	5.100	5.550	6.000
Wnsb	6.850	5.500	5.250	4.950	4.800	4.800



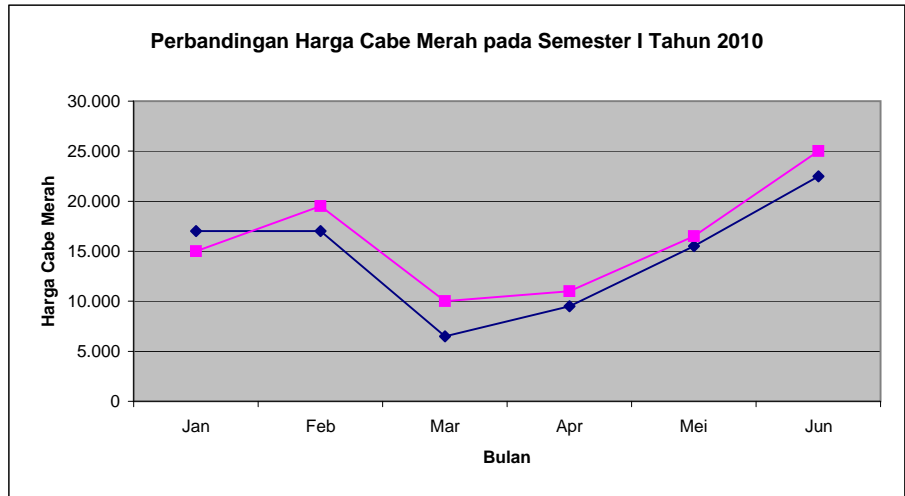
Kacang Tanah	Jan	Feb	Mar	Apr	Mei	Jun
Tmg	13.000	13.000	12.000	13.000	13.250	14.000
Wnsb	12.500	12.500	12.500	12.250	13.000	13.000



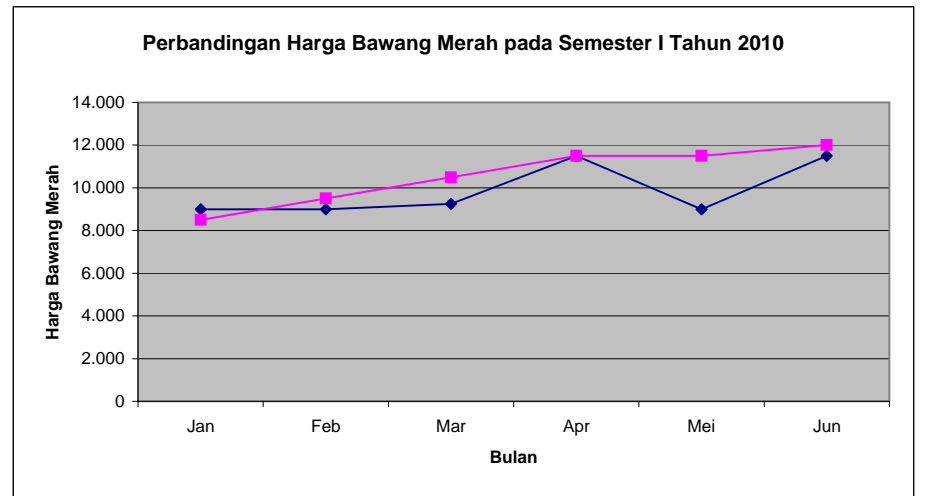
Kacang Hijau	Jan	Feb	Mar	Apr	Mei	Jun
Tmg	13.000	13.000	13.000	14.750	13.750	14.000
Wnsb	13.000	12.000	12.000	14.000	14.500	14.000



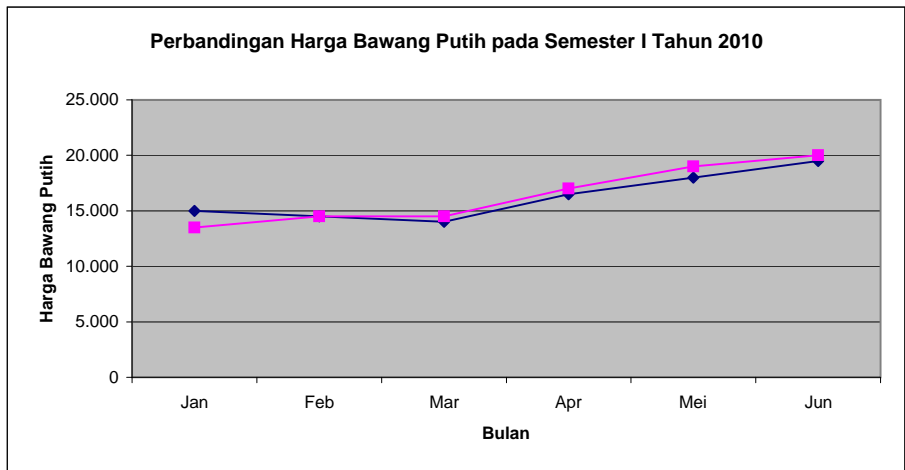
Cabe Merah	Jan	Feb	Mar	Apr	Mei	Jun
Tmg	17.000	17.000	6.500	9.500	15.500	22.500
Wnsb	15.000	19.500	10.000	11.000	16.500	25.000



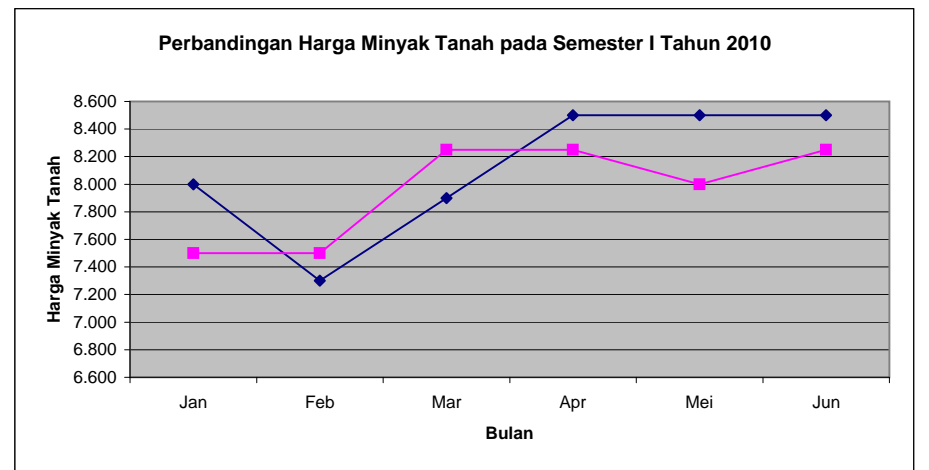
Bawang Merah	Jan	Feb	Mar	Apr	Mei	Jun
Tmg	9.000	9.000	9.250	11.500	9.000	11.500
Wnsb	8.500	9.500	10.500	11.500	11.500	12.000



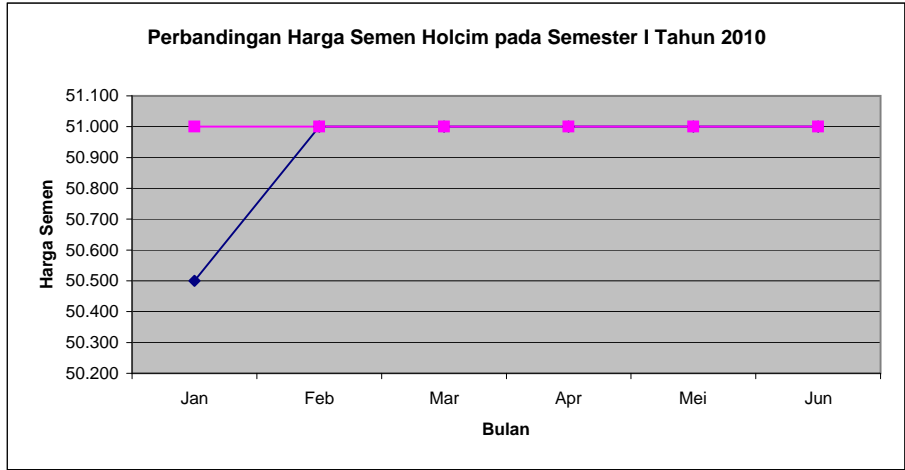
Bawang Putih	Jan	Feb	Mar	Apr	Mei	Jun
Tmg	15.000	14.500	14.000	16.500	18.000	19.500
Wnsb	13.500	14.500	14.500	17.000	19.000	20.000



Minyak Tanah	Jan	Feb	Mar	Apr	Mei	Jun
Tmg	8.000	7.300	7.900	8.500	8.500	8.500
Wnsb	7.500	7.500	8.250	8.250	8.000	8.250



Semen Holcim	Jan	Feb	Mar	Apr	Mei	Jun
Tmg	50.500	51.000	51.000	51.000	51.000	51.000
Wnsb	51.000	51.000	51.000	51.000	51.000	51.000



Gabah Kering	Jan	Feb	Mar	Apr	Mei	Jun
Tmg	3.000	2.800	2.500	2.400	2.400	2.600
Wnsb	2.900	2.700	2.500	2.400	2.375	2.450

